

# **NC-MEDI-CAPS LIMITED**

**Regd. Office and works:**

Mhow - Neemuch Road, Sector 1, CIN: L70100MP1983PLC002231  
Pithampur - 454775, Dist. Dhar  
Madhya Pradesh, India

Ph:- +91-7292- 424242

Fax:- 07292- 407387

E mail:- [investors@medicaps.com](mailto:investors@medicaps.com)

Web site:- [www.medicaps.com](http://www.medicaps.com)

MCL/SE/2020-2021

Online filing at: [www.listing.bseindia.com](http://www.listing.bseindia.com)

Date: 27.06.2020

To  
The General Manager  
DCS-CRD  
BSE Limited  
PhirozeJeejeebhoy Towers,  
Dalal Street Fort, Mumbai - 400001(MH)

**BSE Scrip Code: 523144**

**Subject: Submission of the Revised Standalone and Consolidated Audited Financial Results for the Quarter/year ended on 31<sup>st</sup> March, 2020 as per Regulation 33(3)(d) of SEBI (LODR) Regulations, 2015.**

Dear Sir/Madam,

This is in Continuation of our letter no. MCL/SE/2020-21 dated 26.06.2020 regarding submission of Audited Standalone and Consolidated Financial Results for the Quarter/Year ended on 31<sup>st</sup> March, 2020.

Pursuant to regulation 33(3)(d) of SEBI (LODR) Regulation, 2015, the Audited Standalone and Consolidated Financial Results along with Auditors' Report thereon by Statutory Auditors for the Quarter/Year ended 31<sup>st</sup> March, 2020 along with the Statement of Assets and Liabilities and Cash Flow Statement in the PDF Format which was approved by the Audit committee and the Board of Directors at their meeting held on 26.06.2020 have been submitted within due course of time.

We would like to draw kind attention that, company has filed standalone results to the exchange on 26<sup>th</sup> June, 2020 but due to certain technical error, consolidated results couldn't be uploaded because of scanning issues and lack of staff (Due to 30% occupancy) in the office of the company.


We would like to clarify that, this is a technical error and the company is not having any malafide intention by not disclosing the consolidated financial results.

We are also in the process to file the aforesaid financial results in the XBRL Format within the stipulated time of 24 hours from the conclusion of the Board Meeting and also being hosted at the website of the Company [www.medicaps.com](http://www.medicaps.com).

As per the relaxation granted by the SEBI vide circular no. SEBI/HO/CFD/CMD1/CIR/P/2020/79 dated 12<sup>th</sup> May, 2020 regarding exemption from publication of advertisements in newspapers as required under Regulation 47 of the SEBI (Listing Obligations and Disclosure Requirements) Regulations, 2015, the Audited Standalone and Consolidated Financial Results will *not* be published in widely circulated Hindi (vernacular) and English newspaper by the company.

You are requested to please take on record the aforesaid Audited Financial Results along with auditor's Report for your records and reference.

Thanking You,  
Yours Faithfully,  
For, **MEDI-CAPS LIMITED**

  
**AYUSHI SHLOT**  
COMPANY SECRETARY &  
COMPLIANCE OFFICER

Encl.: Auditors' Report along with Audited Financial Result.



*Corporate Office: 201, Pushpratna Paradise 9/5 New Palasiya,  
Opposite UCO Bank Indore (M.P.) 452001  
Contact No: 0731-4028148*

**INDEPENDENT AUDITORS' REPORT ON STANDALONE  
FINANCIAL STATEMENTS**

**TO,  
THE MEMBERS OF MEDICAPS LIMITED,**

***Report on Audit of Ind AS Standalone Financial Statements***

We have audited the accompanying Ind AS Standalone Financial Statements of **MEDICAPS LIMITED** ('the Company'), which comprise the balance sheet as at 31<sup>st</sup> March 2020, the statement of profit and loss (including other comprehensive income), the cash flow statement and the statement of changes in equity for the year then ended and a summary of significant accounting policies and other explanatory information (hereinafter referred to as "The Ind AS Standalone Financial Statements").

***Opinion***

In our opinion and to the best of our information and according to the explanations given to us, the aforesaid Ind AS Standalone Financial Statements give the information required by the Companies Act, 2013 ("the Act") in the manner so required and give a true and fair view in conformity with the Indian Accounting Standards prescribed under section 133 of the Act read with the Companies (Indian Accounting Standards) Rules, 2015, as amended, ("Ind AS") and other accounting principles generally accepted in India, of the state of affairs of the Company as at March 31, 2020, the profit and loss and total comprehensive income, changes in equity and its cash flows for the year ended on that date.

***Basis for Opinion***

We conducted our audit of the Ind AS Standalone Financial Statements in accordance with the Standards on Auditing (SAs) specified under section 143(10) of the Act. Our responsibilities under those Standards are further described in the Auditor's Responsibilities for the Audit of the Ind AS Standalone Financial Statements section of our report. We are independent of the Company in accordance with the Code of Ethics issued by the Institute of Chartered Accountants of India (ICAI) together with the independence requirements that are relevant to our audit of the Ind AS Standalone Financial Statements under the provisions of the Act and the Rules made thereunder, and



we have fulfilled our other ethical responsibilities in accordance with these requirements and the ICAI's Code of Ethics. We believe that the audit evidence we have obtained is sufficient and appropriate to provide a basis for our audit opinion on the Ind AS Standalone Financial Statements.

### ***Key Audit Matters***

Key audit matters are those matters that, in our professional judgment, were of most significance in our audit of the Standalone Financial Statements of the current period. These matters were addressed in the context of our audit of the Standalone Financial Statements as a whole, and in forming our opinion thereon, and we do not provide a separate opinion on these matters.

### ***Responsibility of Management for Ind AS Standalone Financial Statements***

The Company's Board of Directors is responsible for the matters stated in section 134(5) of the Act with respect to the preparation of these Ind AS Standalone Financial Statements that give a true and fair view of the financial position, financial performance, total comprehensive income, changes in equity and cash flows of the Company in accordance with the Ind AS prescribed under section 133 of the Act read with the Companies (Indian Accounting Standards) Rules, 2015, as amended, and other accounting principles generally accepted in India.

This responsibility also includes maintenance of adequate accounting records in accordance with the provisions of the Act for safeguarding the assets of the Company and for preventing and detecting frauds and other irregularities; selection and application of appropriate accounting policies; making judgments and estimates that are reasonable and prudent; and design, implementation and maintenance of adequate internal financial controls, that were operating effectively for ensuring the accuracy and completeness of the accounting records, relevant to the preparation and presentation of the Ind AS Standalone Financial Statements that give a true and fair view and are free from material misstatement, whether due to fraud or error.

In preparing the Ind AS Standalone Financial Statements, management is responsible for assessing the Company's ability to continue as a going concern, disclosing, as applicable, matters related to going concern and using the going concern basis of accounting unless management either intends to liquidate the Company or to cease operations, or has no realistic alternative but to do so.




The Board of Directors are responsible for overseeing the Company's financial reporting process.

***Auditor's Responsibility for the Audit of the Standalone Financial Statements***

Our objectives are to obtain reasonable assurance about whether the Standalone Financial Statements as a whole are free from material misstatement, whether due to fraud or error, and to issue an auditor's report that includes our opinion. Reasonable assurance is a high level of assurance but is not a guarantee that an audit conducted in accordance with SAs will always detect a material misstatement when it exists. Misstatements can arise from fraud or error and are considered material if, individually or in the aggregate, they could reasonably be expected to influence the economic decisions of users taken on the basis of these Standalone Financial Statements.

As part of an audit in accordance with SAs, we exercise professional judgment and maintain professional skepticism throughout the audit. We also:

- Identify and assess the risks of material misstatement of the Standalone Financial Statements, whether due to fraud or error, design and perform audit procedures responsive to those risks, and obtain audit evidence that is sufficient and appropriate to provide a basis for our opinion. The risk of not detecting a material misstatement resulting from fraud is higher than for one resulting from error, as fraud may involve collusion, forgery, intentional omissions, misrepresentations, or the override of internal control.
- Obtain an understanding of internal control relevant to the audit in order to design audit procedures that are appropriate in the circumstances. Under section 143(3)(i) of the Companies Act, 2013, we are also responsible for expressing our opinion on whether the company has adequate internal financial controls system in place and the operating effectiveness of such controls.
- Evaluate the appropriateness of accounting policies used and the reasonableness of accounting estimates and related disclosures made by management.
- Conclude on the appropriateness of management's use of the going concern basis of accounting and, based on the audit evidence obtained, whether a material uncertainty exists related to events or conditions that may cast significant doubt on the Company's ability to continue as a going concern. If we conclude that a material uncertainty exists, we are required to draw attention in our auditor's





report to the related disclosures in the Standalone Financial Statements or, if such disclosures are inadequate, to modify our opinion. Our conclusions are based on the audit evidence obtained up to the date of our auditor's report. However, future events or conditions may cause the Company to cease to continue as a going concern.

- Evaluate the overall presentation, structure and content of the Standalone Financial Statements, including the disclosures, and whether the Standalone Financial Statements represent the underlying transactions and events in a manner that achieves fair presentation.

We communicate with those charged with governance regarding, among other matters, the planned scope and timing of the audit and significant audit findings, including any significant deficiencies in internal control that we identify during our audit.

We also provide those charged with governance with a statement that we have complied with relevant ethical requirements regarding independence, and to communicate with them all relationships and other matters that may reasonably be thought to bear on our independence, and where applicable, related safeguards.

From the matters communicated with those charged with governance, we determine those matters that were of most significance in the audit of the financial statements of the current period and are therefore the key audit matters. We describe these matters in our auditor's report unless law or regulation precludes public disclosure about the matter or when, in extremely rare circumstances, we determine that a matter should not be communicated in our report because the adverse consequences of doing so would reasonably be expected to outweigh the public interest benefits of such communication.

Place: Indore  
Date : 22/06/2020

**For Rawka & Associates**  
Chartered Accountants  
Firm Reg. No: 021606C



**Venus Rawka**  
(Partner)

M. No.: 429040

**UDIN: 20429040AAAABC8803**

**INDEPENDENT AUDITORS' REPORT ON CONSOLIDATED  
FINANCIAL STATEMENTS**

To,  
The Members,  
**Medicaps Limited**

**Report on the Audit of the Consolidated Financial Statements**


**Opinion**

We have audited the accompanying Ind AS Consolidated Financial Statements of **Medicaps Limited** ("the Company") and its subsidiary **Medgel Private Limited** (the Company and its subsidiaries together referred to as "the Group"), which comprise the Consolidated Balance Sheet as at March 31, 2020, the Consolidated Statement of Profit and Loss (including Other Comprehensive Income), the Consolidated Statement of Changes in Equity and the Consolidated Statement of Cash Flows for the year ended on that date, and a summary of the significant accounting policies and other explanatory information (hereinafter referred to as "the Ind AS Consolidated Financial Statements").

In our opinion and to the best of our information and according to the explanations given to us, the aforesaid Ind AS Consolidated Financial Statements give the information required by the **Companies Act, 2013** (the "Act") in the manner so required and give a true and fair view in conformity with Indian Accounting Standards prescribed under section 133 of the Act read with the **Companies (Indian Accounting Standards) Rules, 2015**, as amended ("Ind AS") and other accounting principles generally accepted in India, of the consolidated state of affairs of the Group as at March 31, 2020, the consolidated profit, consolidated total comprehensive income, consolidated changes in equity and its consolidated cash flows for the year ended on that date.

**Basis for Opinion**

We conducted our audit of the Ind AS Consolidated Financial Statements in accordance with the Standards on Auditing (SAs) specified under section 143(10) of the Act (SAs). Our responsibilities under those Standards are further described in the Auditor's Responsibilities for the Audit of the Ind AS Consolidated Financial Statements section of our report. We are independent of the Group in accordance with the Code of Ethics issued by the Institute of Chartered Accountants of India (ICAI) together with the independence requirements that are relevant to our audit of the Ind AS Consolidated Financial



Statements under the provisions of the Act and the Rules made there under, and we have fulfilled our other ethical responsibilities in accordance with these requirements and the ICAI's Code of Ethics. We believe that the audit evidence we have obtained is sufficient and appropriate to provide a basis for our audit opinion on the Ind AS Consolidated Financial Statements.

### **Key Audit Matters**

Key audit matters are those matters that, in our professional judgment, were of most significance in our audit of the Ind AS Consolidated Financial Statements of the current period. These matters were addressed in the context of our audit of the Ind AS Consolidated Financial Statements as a whole, and in forming our opinion thereon, and we do not provide a separate opinion on these matters. We have determined the matters described below to be the key audit matters to be communicated in our report.

### **Information Other than the Ind AS Consolidated Financial Statements and Auditor's Report Thereon**

The Company's Board of Directors is responsible for the preparation of the other information. The other information comprises the information included in the Management Discussion and Analysis, Board's Report including Annexures to Board's Report, Business Responsibility Report, Corporate Governance and Shareholder's Information, but does not include the Ind AS Consolidated Financial Statements and our auditor's report thereon.


Our opinion on the Ind AS Consolidated Financial Statements does not cover the other information and we do not express any form of assurance conclusion thereon.

In connection with our audit of the Ind AS Consolidated Financial Statements, our responsibility is to read the other information and, in doing so, consider whether the other information is materially inconsistent with the Ind AS Consolidated Financial Statements or our knowledge obtained during the course of our audit or otherwise appears to be materially misstated.

If, based on the work we have performed, we conclude that there is a material misstatement of this other information, we are required to report that fact. We have nothing to report in this regard.

### **Management's Responsibility for the Ind AS Consolidated Financial Statements**

The Company's Board of Directors is responsible for the matters stated in section 134(5) of the Act with respect to preparation of these Ind AS Consolidated Financial Statements that give a true and fair view of the consolidated financial position, consolidated financial performance, consolidated total comprehensive income, consolidated changes in equity and consolidated cash flows of the Group in accordance with the Ind AS and other





accounting principles generally accepted in India. The respective Board of Directors of the companies included in the Group are responsible for maintenance of the adequate accounting records in accordance with the provisions of the Act for safeguarding the assets of the Group and for preventing and detecting frauds and other irregularities; selection and application of appropriate accounting policies; making judgments and estimates that are reasonable and prudent; and design, implementation and maintenance of adequate internal financial controls, that were operating effectively for ensuring the accuracy and completeness of the accounting records, relevant to the preparation and presentation of the Ind AS Consolidated Financial Statements that give a true and fair view and are free from material misstatement, whether due to fraud or error.

In preparing the Ind AS Consolidated Financial Statements, the respective Board of Directors of the companies included in the Group are responsible for assessing the Group's ability to continue as a going concern, disclosing, as applicable, matters related to going concern and using the going concern basis of accounting unless management either intends to liquidate the Group or to cease operations, or has no realistic alternative but to do so.


The respective Board of Directors of the companies included in the Group are also responsible for overseeing the financial reporting process of the Group.

#### **Auditor's Responsibilities for the Audit of the Ind AS Consolidated Financial Statements**

Our objectives are to obtain reasonable assurance about whether the Ind AS Consolidated Financial Statements as a whole are free from material misstatement, whether due to fraud or error, and to issue an auditor's report that includes our opinion. Reasonable assurance is a high level of assurance, but is not a guarantee that an audit conducted in accordance with SAs will always detect a material misstatement when it exists. Misstatements can arise from fraud or error and are considered material if, individually or in the aggregate, they could reasonably be expected to influence the economic decisions of users taken on the basis of these Ind AS Consolidated Financial Statements.

As part of an audit in accordance with SAs, we exercise professional judgment and maintain professional skepticism throughout the audit. We also:

- Identify and assess the risks of material misstatement of the Ind AS Consolidated Financial Statements, whether due to fraud or error, design and perform audit procedures responsive to those risks, and obtain audit evidence that is sufficient and appropriate to provide a basis for our opinion. The risk of not detecting a material misstatement resulting from fraud is higher than for one resulting from error, as fraud may involve collusion, forgery, intentional omissions, misrepresentations, or the override of internal controls.






- Obtain an understanding of internal financial controls relevant to the audit in order to design audit procedures that are appropriate in the circumstances. Under section 143(3)(i) of the Act, we are also responsible for expressing our opinion on whether the Company and its subsidiary companies which are companies incorporated in India, has adequate internal financial controls system in place and the operating effectiveness of such controls.
- Evaluate the appropriateness of accounting policies used and the reasonableness of accounting estimates and related disclosures made by management.
- Conclude on the appropriateness of management's use of the going concern basis of accounting and, based on the audit evidence obtained, whether a material uncertainty exists related to events or conditions that may cast significant doubt on the ability of the Group to continue as a going concern. If we conclude that a material uncertainty exists, we are required to draw attention in our auditor's report to the related disclosures in the Ind AS Consolidated Financial Statements or, if such disclosures are inadequate, to modify our opinion. Our conclusions are based on the audit evidence obtained up to the date of our auditor's report. However, future events or conditions may cause the Group to cease to continue as a going concern.
- Evaluate the overall presentation, structure and content of the Ind AS Consolidated Financial Statements, including the disclosures, and whether the Ind AS Consolidated Financial Statements represent the underlying transactions and events in a manner that achieves fair presentation.
- Obtain sufficient appropriate audit evidence regarding the financial information of the entities or business activities within the Group to express an opinion on the Ind AS Consolidated Financial Statements. We are responsible for the direction, supervision and performance of the audit of the financial statements of such entities included in the consolidated financial Statements, which have been audited by our auditors, such other auditors remains responsible for the direction, supervision and performance of the audits carried out by them. We are solely responsible for our audit opinions.

Materiality is the magnitude of misstatements in the Ind AS Consolidated Financial Statements that, individually or in aggregate, makes it probable that the economic decisions of a reasonably knowledgeable user of the financial statements may be influenced. We consider quantitative materiality and qualitative factors in (i) planning the scope of our audit work and in evaluating the results of our work; and (ii) to evaluate the effect of any identified misstatements in the financial statements.

We communicate with those charged with governance regarding, among other matters, the planned scope and timing of the audit and significant audit findings,



including any significant deficiencies in internal control that we identify during our audit.

We also provide those charged with governance with a statement that we have complied with relevant ethical requirements regarding independence, and to communicate with them all relationships and other matters that may reasonably be thought to bear on our independence, and where applicable, related safeguards.

From the matters communicated with those charged with governance, we determine those matters that were of most significance in the audit of the Ind AS Consolidated Financial Statements of the current period and are therefore the key audit matters. We describe these matters in our auditor's report unless law or regulation precludes public disclosure about the matter or when, in extremely rare circumstances, we determine that a matter should not be communicated in our report because the adverse consequences of doing so would reasonably be expected to outweigh the public interest benefits of such communication.


Place: Indore

Date : 22/06/2020

**For Rawka & Associates**

Chartered Accountants

Firm Reg. No: 021606C



**VENUS RAWKA**  
(Partner)

M. No.: 429040

**UDIN: 20429040AAAABD9256**

# MEDI-CAPS LIMITED

REGD. OFFICE: MHOW-NEEMUCH ROAD, SECTOR-1, PITHAMPUR-454775, DISTT. DHAR (M.P.),  
Tel: 07292-424242, Fax: 07292-407387

Website: [www.medicaps.com](http://www.medicaps.com) Email: [investors@medicaps.com](mailto:investors@medicaps.com) CIN: L70100MP1983PLC002231

## STANDALONE AND CONSOLIDATED AUDITED FINANCIAL RESULTS FOR THE QUARTER/YEAR ENDED 31<sup>ST</sup> MARCH 2020

### PART I

(Rs. in Lakhs except shares & EPS)

| Sr. No.    | Particulars   | Standalone              |                           |                         |                         |                         | Consolidated            |                         |
|------------|---|-------------------------|---------------------------|-------------------------|-------------------------|-------------------------|-------------------------|-------------------------|
|            |   | 3 Months ended on       |                           |                         | Year Ended              |                         | Year Ended              |                         |
|            |   | 31.03.2020<br>(Audited) | 31.12.2019<br>(Unaudited) | 31.03.2019<br>(Audited) | 31.03.2020<br>(Audited) | 31.03.2019<br>(Audited) | 31.03.2020<br>(Audited) | 31.03.2019<br>(Audited) |
| <b>I</b>   | <b>Income from operations</b>                                   |                         |                           |                         |                         |                         |                         |                         |
|            | (a) Net sales   | 73.03                   | 185.62                    | 529.04                  | 1090.85                 | 2161.85                 | 4305.20                 | 5178.29                 |
|            | (b) Other operating income                                      | 17.34                   | 1.44                      | 34.93                   | 56.59                   | 87.10                   | 227.49                  | 213.76                  |
|            | <b>Total Income from operations</b>                             | <b>90.37</b>            | <b>187.06</b>             | <b>563.96</b>           | <b>1147.44</b>          | <b>2248.95</b>          | <b>4532.70</b>          | <b>5392.05</b>          |
| <b>II</b>  | Other Income  | 16.38                   | 35.46                     | 0.62                    | 55.15                   | 26.63                   | 59.53                   | 58.43                   |
| <b>III</b> | <b>Total income (I+II)</b>                                      | <b>106.75</b>           | <b>222.52</b>             | <b>564.58</b>           | <b>1202.59</b>          | <b>2275.58</b>          | <b>4592.23</b>          | <b>5450.48</b>          |
| <b>IV</b>  | <b>Expenses</b>   |                         |                           |                         |                         |                         |                         |                         |
|            | a) Cost of material consumed                                    | 19.00                   | 101.71                    | 266.10                  | 541.03                  | 1050.37                 | 2232.80                 | 2632.48                 |
|            | b) Purchase of stock in trade                                   | 0.00                    | 0.00                      | 4.54                    | 0.00                    | 15.26                   | 0.00                    | 15.26                   |
|            | c) Changes in Inventories of finished goods, & work in progress | 20.45                   | 222.63                    | (37.09)                 | 452.75                  | (51.81)                 | 449.65                  | (13.32)                 |
|            | d) Employee benefits expense                                    | 52.37                   | 309.85                    | 140.36                  | 588.21                  | 518.93                  | 1103.77                 | 956.06                  |
|            | e) Finance Cost   | 0.17                    | 0.20                      | 0.30                    | 0.86                    | 1.36                    | 1.69                    | 1.80                    |
|            | f) Power Cost   | 0.34                    | 38.42                     | 86.16                   | 194.67                  | 345.46                  | 374.76                  | 497.13                  |
|            | g) Depreciation expense   | 8.36                    | 10.19                     | 9.01                    | 35.54                   | 35.02                   | 183.01                  | 181.14                  |
|            | h) Other expenses   | 18.70                   | 48.24                     | 84.48                   | 221.36                  | 290.23                  | 830.90                  | 629.59                  |
|            | <b>Total Expenses (IV)</b>                                      | <b>119.39</b>           | <b>731.25</b>             | <b>553.86</b>           | <b>2034.42</b>          | <b>2204.82</b>          | <b>5176.58</b>          | <b>4900.13</b>          |
| <b>V</b>   | <b>Profit/ (Loss) before exceptional items and tax (III-IV)</b> | <b>-12.64</b>           | <b>-508.73</b>            | <b>10.73</b>            | <b>-831.83</b>          | <b>70.76</b>            | <b>-584.35</b>          | <b>550.35</b>           |
| <b>VI</b>  | Exceptional items   | 0                       | 0                         | 0                       | 0                       | 0                       | 0                       | 0                       |
| <b>VII</b> | <b>Profit/ (Loss) before tax</b>                                | <b>-12.64</b>           | <b>-508.73</b>            | <b>10.73</b>            | <b>-831.83</b>          | <b>70.76</b>            | <b>(584.35)</b>         | <b>550.35</b>           |





|             |   |                |                |             |                |              |                |               |
|-------------|---|----------------|----------------|-------------|----------------|--------------|----------------|---------------|
| <b>VIII</b> | <b>Tax expense</b>  |                |                |             |                |              |                |               |
|             | a) Current Tax  | 0.00           | 0.00           | 0.00        | 0.00           | 10.00        | 0.00           | 10.00         |
|             | b) Deferred Tax   | 0.84           | 0.00           | 1.65        | 0.84           | 1.65         | 0.84           | 1.65          |
|             | <b>Total Tax Expenses</b>   | <b>0.84</b>    | <b>0.00</b>    | <b>1.65</b> | <b>0.84</b>    | <b>11.65</b> | <b>0.84</b>    | <b>11.65</b>  |
| <b>IX</b>   | <b>Profit (+)/Loss (-) for the period from continuing operations (VII-VIII)</b>   | <b>-13.48</b>  | <b>-508.73</b> | <b>9.08</b> | <b>-832.67</b> | <b>59.12</b> | <b>-585.19</b> | <b>538.70</b> |
| <b>X</b>    | Profit / (Loss) from Discontinuing operations   | 0.00           | 0.00           | 0.00        | 0.00           | 0.00         | 0.00           | 0.00          |
| <b>XI</b>   | Tax expenses from Discontinuing operations  | <b>0.00</b>    | <b>0.00</b>    | <b>0.00</b> | <b>0.00</b>    | <b>0.00</b>  | <b>0.00</b>    | <b>0.00</b>   |
| <b>XII</b>  | Profit / (Loss) from Discontinuing operations (after tax (X-XI))  | <b>0.00</b>    | <b>0.00</b>    | <b>0.00</b> | <b>0.00</b>    | <b>0.00</b>  | <b>0.00</b>    | <b>0.00</b>   |
| <b>XIII</b> | Profit / (Loss) for the period (IX+XII)   | <b>-13.48</b>  | <b>-508.73</b> | <b>9.08</b> | <b>-832.67</b> | <b>59.12</b> | <b>-585.19</b> | <b>538.70</b> |
| <b>XIV</b>  | Other Comprehensive Income:   |                |                |             |                |              |                |               |
|             | A (i) Items that will not be reclassified to Profit or Loss   | -38.58         | -18.10         | 0.00        | 66.41          | 0.00         | 120.30         | 0.00          |
|             | (ii) Income Tax relating to items that will not be reclassified to Profit or Loss   | 0.00           | 0.00           | 0.00        | 0.00           | 0.00         | 0.00           | 0.00          |
|             | B (i) Items that will be re-classified to profit or loss  | 0.00           | 0.00           | 0.00        | 0.00           | 0.00         | 0.00           | 0.00          |
|             | (ii) Income Tax relating to items that will be reclassified to Profit or loss   | 0.00           | 0.00           | 0.00        | 0.00           | 0.00         | 0.00           | 0.00          |
|             | <b>Other Comprehensive Income:</b>  | <b>(38.58)</b> | <b>(18.10)</b> | <b>0.00</b> | <b>66.41</b>   | <b>0.00</b>  | <b>120.30</b>  | <b>0.00</b>   |
| <b>XV</b>   | Total Comprehensive Income for the period (XIII + XIV) (Comprising profit/(Loss) & other comprehensive income for the period) | <b>-52.06</b>  | <b>-526.83</b> | <b>9.08</b> | <b>-766.26</b> | <b>59.12</b> | <b>-464.89</b> | <b>538.70</b> |




|              |   |         |         |         |         |         |         |         |
|--------------|---|---------|---------|---------|---------|---------|---------|---------|
| <b>XVI</b>   | Paid up Equity Share Capital<br>(F.V. of Rs. 10/- each)               | 1247.00 | 1247.00 | 1247.00 | 1247.00 | 1247.00 | 1247.00 | 1247.00 |
| <b>XVII</b>  | Reserve and Surplus (Excluding<br>Revaluation<br>Reserve)             | -       | -       | -       | 4737.52 | 5503.78 | 7848.45 | 8313.35 |
| <b>XVIII</b> | Earnings Per Share (for continuing<br>operations)                     |         |         |         |         |         |         |         |
|              | (a) Basic   | -0.42   | -4.22   | 0.07    | -6.14   | 0.47    | -3.73   | 4.32    |
|              | (b) Diluted   | -0.42   | -4.22   | 0.07    | -6.14   | 0.47    | -3.73   | 4.32    |
| <b>XIX</b>   | Earnings Per Share (for discontinued<br>operations)                   |         |         |         |         |         |         |         |
|              | (a) Basic   | 0.00    | 0.00    | 0.00    | 0.00    | 0.00    | 0.00    | 0.00    |
|              | (b) Diluted   | 0.00    | 0.00    | 0.00    | 0.00    | 0.00    | 0.00    | 0.00    |
| <b>XX</b>    | Earnings Per Share (for<br>Discontinued and<br>continuing operations) |         |         |         |         |         |         |         |
|              | (a) Basic   | -0.42   | -4.22   | 0.07    | -6.14   | 0.47    | -3.73   | 4.32    |
|              | (b) Diluted   | -0.42   | -4.22   | 0.07    | -6.14   | 0.47    | -3.73   | 4.32    |

Place : INDORE  
Date : 26/06/2020

For MEDICAPS LIMITED

  
ALOK K GARG  
MANAGING DIRECTOR  
DIN: 00274321



**2 Statement of Assets and Liabilities as on 31.03.2020**

|     | Particulars                                | Standalone     |                | Consolidated   |                 |
|-----|--|----------------|----------------|----------------|-----------------|
|     |  | 31.03.2020     | 31.03.2019     | 31.03.2020     | 31.03.2019      |
|     | <b>ASSETS</b>                              |                |                |                |                 |
| (1) | <b>Non-current assets</b>                  |                |                |                |                 |
|     | (a) Property, Plant and Equipment          | 362.97         | 391.13         | 5826.16        | 5871.62         |
|     | (b) Financial Assets                       |                |                |                |                 |
|     | (i) Investments                            | 4547.35        | 4694.72        | 345.60         | 512.37          |
|     | (c) Other non-current assets               | 5.16           | 45.35          | 36.60          | 76.79           |
|     | <b>Sub-total - Non-current assets</b>      | <b>4915.48</b> | <b>5131.20</b> | <b>6208.36</b> | <b>6460.78</b>  |
| (2) | <b>Current assets</b>                      |                |                |                |                 |
|     | (a) Inventories                            | 53.26          | 694.83         | 544.62         | 1093.59         |
|     | (b) Financial Assets                       |                |                |                |                 |
|     | (i) Investments                            | 668.09         | 480.14         | 1851.64        | 1230.14         |
|     | (ii) Trade receivables                     | 266.48         | 625.44         | 440.59         | 1285.30         |
|     | (iii) Cash and cash equivalents            | 74.52          | 212.92         | 125.28         | 248.22          |
|     | (c) Other current assets                   | 177.62         | 233.61         | 350.56         | 342.84          |
|     | <b>Sub-total - Current assets</b>          | <b>1239.98</b> | <b>2246.94</b> | <b>3312.70</b> | <b>4200.10</b>  |
|     | <b>TOTAL - ASSETS</b>                      | <b>6155.46</b> | <b>7378.13</b> | <b>9521.06</b> | <b>10660.88</b> |
| A   | <b>EQUITY AND LIABILITIES</b>              |                |                |                |                 |
|     | <b>EQUITY</b>                              |                |                |                |                 |
|     | (a) Equity Share Capital                   | 1247.00        | 1247.00        | 1247.00        | 1247.00         |
|     | (b) Other Equity                           | 4737.52        | 5503.78        | 7848.45        | 8313.35         |
|     | <b>Total Equity</b>                        | <b>5984.51</b> | <b>6750.77</b> | <b>9095.45</b> | <b>9560.34</b>  |
|     | <b>LIABILITIES</b>                         |                |                |                |                 |
| (1) | <b>Non-Current Liabilities</b>             |                |                |                |                 |
|     | (a) Financial Liabilities                  |                |                |                |                 |
|     | (i) Borrowings                             | 0.00           | 6.35           | 0.00           | 6.35            |
|     | (b) Provisions                             | 25.00          | 127.67         | 45.00          | 137.67          |
|     | (c) Deferred tax liabilities (Net)         | 43.20          | 42.36          | 43.20          | 42.36           |
|     | (d) Other Non-Current Liabilities          | 0.00           | 0.00           | 0.00           | 0.00            |
|     | <b>Sub-total - Non-current liabilities</b> | <b>68.20</b>   | <b>176.37</b>  | <b>88.20</b>   | <b>186.37</b>   |
| (2) | <b>Current Liabilities</b>                 |                |                |                |                 |
|     | (a) Financial Liabilities                  |                |                |                |                 |
|     | (i) Borrowings                             | 6.35           | 5.80           | 6.35           | 5.80            |





|  |                |                |                |                 |
|--|----------------|----------------|----------------|-----------------|
| (ii) Trade payables  |                |                |                |                 |
| (a) total outstanding dues of micro enterprises and small enterprises                      | 0.00           | 0.00           | 0.00           | 0.00            |
| (b) total outstanding dues of creditors other than micro enterprises and small enterprises | 42.22          | 308.09         | 194.77         | 644.08          |
| (b) Other current liabilities  | 54.18          | 127.09         | 136.30         | 254.28          |
| (c) Current Tax Liabilities (Net)  | 0.00           | 10.00          | 0.00           | 10.00           |
| <b>Sub-total - Current liabilities</b>   | <b>102.74</b>  | <b>450.99</b>  | <b>337.41</b>  | <b>914.17</b>   |
| <b>TOTAL - EQUITY AND LIABILITIES</b>  | <b>6155.46</b> | <b>7378.13</b> | <b>9521.06</b> | <b>10660.88</b> |

1. The above results have been reviewed by the Audit Committee and approved by the Board of Director at their meetings held on 26<sup>th</sup> June, 2020
2. The Company was dealing only in one segment and the turnover of Rs. 73.03 Lakhs in the current quarter represent the closing stock held at the time of closing of the Manufacturing activities due to which the same is treated as Continuing Operation.
3. The Company has adopted Companies (Indian Accounting Standards Rules, 2015 (IND AS) from 01st April, 2017 and accordingly this financial results have been prepared in accordance with the recognition and measurement principles laid down in the IND AS 34 interim financial reporting prescribed under Section 133 of the Companies Act, 2013 read with the relevant rules made there under.
4. Statutory Auditors of the Company has carried out audit of the books of accounts for the financial year 2019-2020 and issued us an Audit Report with unmodified opinion on Audited Financial Year for the quarter/year ended on March 31, 2020, therefore the Company is not required to give statement of impact of Audit Qualification for Audit Report with modified opinion.
5. Effective from 1<sup>st</sup> April, 2018, the company has adopted Ind AS 115, "Revenue from Contracts with Customers". Application of this standards does not have any impact on the revenue recognition and measurement.
6. The Company has adopted Ind AS 116 'Leases', effective April 01, 2019, as notified by Ministry of Corporate Affair ('MCA') in the Companies (Indian Accounting Standard) Amendment Rules, 2019 using modified retrospective approach. The adoption of this standard did not have any material impact on the profit for the period ended March 31, 2020.




*[Handwritten signature]*

7. Effective from 1<sup>st</sup> April 2019, the company has adopted Ind AS 109, "Financial Instruments". Now the financial instruments are quoted at Fair Market Value which are categorized as Current Investment.
8. The Standalone & Consolidated Statement of Assets and Liabilities as at 31<sup>st</sup> March, 2020, is provided as an annexure to the statement.
9. Previous period figures have been regrouped and rearranged wherever necessary to confirm to this period classification as per requirement.
10. The outbreak of Coronavirus (Covid 19) has disrupted economic activities across the world. Though, there have been some operational difficulties due to lock down imposed in various regions, the impact on overall operations have not been significant.
11. The company has discontinued the manufacturing activity of Hard Gelatine Capsule Shell on 21.11.2019 and the Board of Directors has decided to commence the Real Estate Project in the name of Medi-Caps Business Park and the company has applied to various departments for obtaining of the various approvals for starting the construction of the said business park
12. During the first quarter the company reported profit and made provision of current tax of 2.0, however in subsequent quarters the company reported loss and consequentially there is no need of tax provision and said provision has been reversed.

Place : INDORE  
Date : 26/06/2020



For, MEDICAPS LIMITED  
  
ALOK K GARG  
MANAGING DIRECTOR  
DIN: 00274321

# MEDI-CAPS LIMITED

Standalone and Consolidated Cash Flow Statement for the year ended 31st March, 2020

(Rs. in Lakhs)

| PARTICULARS                                    | Standalone     |                | Consolidated   |                |
|--|----------------|----------------|----------------|----------------|
|  | 31.03.2020     | 31.03.2019     | 31.03.2020     | 31.03.2019     |
| A. Cash Flow from Operating Activities         |                |                |                |                |
| Net Profit before Tax & Extraordinary Items    | -765.42        | 70.76          | -464.05        | 550.35         |
| Adjustment For:                                | 0.00           | 0.00           | 0.00           | 0.00           |
| Depreciation                                   | 27.80          | 35.02          | 170.91         | 182.10         |
| Dividend Income                                | 0.00           | 0.00           | 0.00           | 0.00           |
| Operating Profit before Working Capital Change | <b>-737.61</b> | <b>105.78</b>  | <b>-293.14</b> | <b>732.44</b>  |
| Ajustment for Working Capital                  | 0.00           | 0.00           | 0.00           | 0.00           |
| (Increase)/ Decrease in Sundry Debtors         | 358.96         | 68.63          | 844.71         | 18.19          |
| (Increase)/ Decrease in Inventories            | 641.57         | -118.65        | 548.97         | -77.58         |
| (Increase)/ Decrease in Loans & Advances       | 96.17          | -53.59         | 32.47          | -101.93        |
| Increase in Current Liabilities & Provisions   | -451.45        | 140.76         | -669.97        | 35.17          |
| Cash Generated from Working Capital            | <b>645.24</b>  | <b>37.16</b>   | <b>756.18</b>  | <b>-126.15</b> |
| Cash generated from Operation                  | 0.00           | 0.00           | 0.00           | 0.00           |
|  | -92.37         | 142.94         | 463.04         | 606.30         |
| Net Income Tax Paid                            | 0.00           | 0.00           | 0.00           | 0.00           |
|  | 0.00           | 10.00          | 0.00           | 10.00          |
| Net cash Flow from Operating Activity          | <b>-92.37</b>  | <b>132.94</b>  | <b>463.04</b>  | <b>596.30</b>  |
| B. Cash Flow from Investing Activities         | 0.00           | 0.00           | 0.00           | 0.00           |
| Purchase of Fixed Assets                       | 0.00           | 0.00           | 0.00           | 0.00           |
| Purchase of Investment                         | 0.36           | -32.74         | -125.46        | -58.71         |
| Dividend Received                              | -40.58         | -86.32         | -454.73        | -516.40        |
| Security Premium on Share issued               | 0.00           | 0.00           | 0.00           | 0.00           |
| Net Cash used in Investing Activities          | <b>-40.22</b>  | <b>-119.06</b> | <b>-580.18</b> | <b>-575.11</b> |
| C. Cash Flow from Financial Activities         | 0.00           | 0.00           | 0.00           | 0.00           |
|  | 0.00           | 0.00           | 0.00           | 0.00           |





|   |                |              |                |              |
|---|----------------|--------------|----------------|--------------|
| Increase in Long term borrowing                         | -5.80          | -5.31        | -5.80          | -5.31        |
| Net Cash Used in Financial Activities                   | <b>-5.80</b>   | <b>-5.31</b> | <b>-5.80</b>   | <b>-5.31</b> |
|   | 0.00           | 0.00         | 0.00           | 0.00         |
| Net Increase in Cash and Cash Equivalents<br>(A+B+C)    | <b>-138.40</b> | <b>8.57</b>  | <b>-122.94</b> | <b>15.87</b> |
| Cash & Cash Equivalents at the<br>Beginning of the year | 0.00           | 0.00         | 0.00           | 0.00         |
| Closing of the year                                     | 212.92         | 204.35       | 248.22         | 232.35       |
| Increase in Cash and Cash Equivalents                   | <b>-138.40</b> | <b>8.57</b>  | <b>-122.94</b> | <b>15.87</b> |



*[Handwritten signature]*

## MEDI-CAPS LIMITED


REGD. OFFICE: MHOW-NEEMUCH ROAD, SECTOR-1, PITHAMPUR-454775, DISTT. DHAR (M.P.),

Tel: 07292-424242, Fax: 07292-407387


Website: www.medicaps.com Email: investors@medicaps.com CIN: L70100MP1983PLC002231

**CONSOLIDATED AUDITED FINANCIAL RESULTS  
FOR THE QUARTER/YEAR ENDED 31<sup>ST</sup> MARCH 2020**

| Sr.<br>No. | Particulars  | CONSOLIDATED      |                |                |                |                |
|------------|--|-------------------|----------------|----------------|----------------|----------------|
|            |  | 3 Months Ended on |                |                | Year ended     |                |
|            |  | 31.03.2020        | 31.12.2019     | 31.03.2019     | 31.03.2020     | 31.03.2019     |
| <b>I</b>   | <b>Income from operations</b>                                      |                   |                |                |                |                |
|            | (a) Net sales  | 590.9             | 852.33         | 1510.84        | 4305.20        | 5178.29        |
|            | (b) Other operating income   | 188.24            | 1.44           | 34.93          | 227.49         | 213.76         |
|            | <b>Total Income from operations</b>                                | <b>779.14</b>     | <b>853.77</b>  | <b>1545.77</b> | <b>4532.69</b> | <b>5392.05</b> |
| <b>II</b>  | <b>Other Income</b>  | 70.14             | 96.44          | 42.13          | 59.53          | 58.43          |
| <b>III</b> | <b>Total income (I+II)</b>   | <b>849.28</b>     | <b>950.21</b>  | <b>1587.90</b> | <b>4592.22</b> | <b>5450.48</b> |
| <b>IV</b>  | <b>Expenses</b>  |                   |                |                |                |                |
|            | a) Cost of material consumed                                       | 304.67            | 414.29         | 814.22         | 2232.80        | 2632.48        |
|            | b) Purchase of stock in trade                                      | 0                 | 0              | 4.54           | 0.00           | 15.26          |
|            | c) Changes in Inventories of finished goods,<br>& work in progress | 54.42             | 200.54         | -138.81        | 449.65         | -13.32         |
|            | d) Employee benefits expense                                       | 212.76            | 430.04         | 292.41         | 1103.77        | 956.06         |
|            | e) Finance Cost  | 0.18              | 0.88           | 0.31           | 1.69           | 1.80           |
|            | f) Power Cost  | 55.78             | 76.27          | 135.27         | 374.76         | 497.13         |
|            | g) Depreciation expense  | 44.76             | 47.73          | 45.54          | 183.01         | 181.14         |
|            | h) Other expenses  | 271.48            | 112.1          | 207.97         | 830.90         | 629.59         |
|            | <b>Total Expenses (IV)</b>   | <b>944.05</b>     | <b>1281.85</b> | <b>1361.45</b> | <b>5176.58</b> | <b>4900.13</b> |



|      |   |               |             |             |               |              |
|------|---|---------------|-------------|-------------|---------------|--------------|
| V    | Profit/ (Loss) before exceptional items and tax (III-IV)  | -94.76        | -331.64     | 226.45      | -584.35       | 550.35       |
| VI   | Exceptional items   | 0             | 0.00        | 0.00        | 0.00          | 0.00         |
| VII  | Profit/ (Loss) before tax   | -94.76        | -331.64     | 226.45      | -584.35       | 550.35       |
| VIII | Tax expense   |               |             |             |               |              |
|      | a) Current Tax  |               | 0.00        | 0.00        | 0.00          | 10.00        |
|      | b) Deferred Tax   | -0.8          | 0           | 1.65        | 0.84          | 1.65         |
|      | <b>Total Tax Expenses</b>   | <b>-0.8</b>   | <b>0.00</b> | <b>1.65</b> | <b>0.84</b>   | <b>11.65</b> |
| IX   | Profit (+)/Loss (-) for the period from continuing operations (VII-VIII)  | -93.96        | -331.64     | 224.80      | -585.19       | 538.7        |
| X    | Profit / (Loss) from Discontinuing operations   | 0             | 0.00        | 0.00        | 0.00          | 0.00         |
| XI   | Tax expenses from Discontinuing operations  | 0             | 0.00        | 0.00        | 0.00          | 0.00         |
| XII  | Profit / (Loss) from Discontinuing operations (after tax (X-XI))  |               | 0           | 0.00        | 0.00          | 0            |
| XIII | Profit / (Loss) for the period (IX+XII)   | -93.96        | -331.64     | 224.80      | -585.19       | 538.7        |
| XIV  | Other Comprehensive Income:   |               |             |             |               |              |
|      | A (i) Items that will not be reclassified to Profit or Loss   | -18.02        | 3.27        | 0.00        | 120.30        | 0.00         |
|      | (ii) Income Tax relating to items that will not be reclassified to Profit or Loss   | 0.00          | 0.00        | 0.00        | 0             | 0            |
|      | B (i) Items that will be re-classified to profit or loss  | 0.00          | 0.00        | 0.00        | 0             | 0            |
|      | (ii) Income Tax relating to items that will be reclassified to Profit or loss   | 0.00          | 0.00        | 0.00        | 0             | 0            |
|      | <b>Other Comprehensive Income:</b>  | <b>-18.02</b> | <b>3.27</b> | <b>0.00</b> | <b>120.30</b> | <b>0.00</b>  |
| XV   | Total Comprehensive Income for the period (XIII + XIV) (Comprising profit/(Loss) & other comprehensive income for the period) | -111.98       | -328.37     | 224.80      | 464.89        | 538.7        |

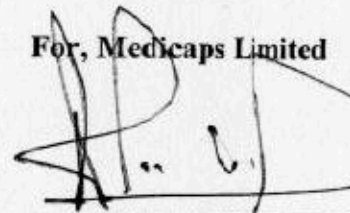





|              |   |                |         |         |         |         |
|--------------|---|----------------|---------|---------|---------|---------|
| <b>XVI</b>   | Paid up Equity Share Capital<br>(F.V. of Rs. 10/- each)         | <b>1247.00</b> | 1247.00 | 1247.00 | 1247.00 | 1247.00 |
| <b>XVII</b>  | Reserve and Surplus (Excluding Revaluation Reserve)             | 0.00           | 0.00    | 0.00    | 7848.45 | 8313.35 |
| <b>XVIII</b> | Earnings Per Share (for continuing operations)                  |                |         |         |         |         |
|              | (a) Basic   | -0.09          | -2.63   | 1.80    | -3.73   | 4.32    |
|              | (b) Diluted   | -0.09          | -2.63   | 1.80    | -3.73   | 4.32    |
| <b>XIX</b>   | Earnings Per Share (for discontinued operations)                |                |         |         |         |         |
|              | (a) Basic   | 0.00           | 0       | 0.00    | 0       | 0       |
|              | (b) Diluted   | 0.00           | 0       | 0.00    | 0       | 0       |
| <b>XX</b>    | Earnings Per Share (for Discontinued and continuing operations) |                |         |         |         |         |
|              | (a) Basic   | -0.09          | -2.63   | 1.80    | -3.73   | 4.32    |
|              | (b) Diluted   | -0.09          | -2.63   | 1.80    | -3.73   | 4.32    |

Place : Indore  
Date : 26/06/2020

For, Mediacaps Limited



**ALOK K. GARG**  
MANAGING DIRECTOR  
DIN: 00274321



# **NC-MEDI-CAPS LIMITED**

Regd. Office and works:

Mhow - Neemuch Road, Sector 1, CIN: L70100MP1983PLC002231

Pithampur - 454775, Dist. Dhar

Madhya Pradesh, India

Ph:- +91-7292- 424242

Fax:- 07292- 407387

E mail:- [investors@medicaps.com](mailto:investors@medicaps.com)

Web site:- [www.medicaps.com](http://www.medicaps.com)

MCL/SE/2020-2021

Date 26.06.2020

Online filing at: [www.listing.bseindia.com](http://www.listing.bseindia.com)

To  
The General Manager  
DCS-CRD  
BSE Ltd.  
PhirozeJeejeebhoy Towers  
Dalal Street, Fort Mumbai-400001(MH)

**BSE Scrip Code: 523144**

**Subject: Submission of declaration as per second proviso to the Regulation 33(3)(d) of SEBI (LODR) Regulation, 2015 for the Annual Audited Standalone and Consolidated Financial Results for the Year ended 31<sup>st</sup> March, 2020.**

Dear Sir/Madam,

We hereby submit the following declaration regarding unmodified Auditors' reports on the Audited Standalone and Consolidated Financial Results/Statements for the year ended 31<sup>st</sup> March, 2020 as audited by the Auditors of the Company.

### **DECLARATION**

Pursuant to SEBI (Listing obligation and Disclosure Requirements) Regulations, 2015 and amendments made therein vide SEBI Notification No. SEBI/LAD-NRO/GN/2016-17/001 dated 25<sup>th</sup> May, 2016 and further amendment, therein vide SEBI Circular No.CIR/CFD/CMD/56/2016 dated 27<sup>th</sup> May, 2016. We the undersigned do hereby declare that in the Audit Report, accompanying the Annual Audited Financial Statements of the company for the financial year ended on 31<sup>st</sup> March, 2020, the auditor does not express any modified opinion(s)/ Audit qualification(s)/ or other reservation(S) and accordingly the statement on impact of audit qualification is not required to be given in the Annexure 1.

You are requested to please consider and take on record the same.

Thanking You,  
Yours Faithfully,

For **MEDI-CAPS LIMITED**

  
**ALOK K GARG**  
MANAGING DIRECTOR  
DIN: 00274321



  
**HEMANT SETHI**  
CHIEF FINANCIAL OFFICER



*Corporate Office: 201, Pushpratna Paradise 9/5 New Palasiya,  
Opposite UCO Bank Indore (M.P.) 452001  
Contact No: 0731-4028148*