

Regd. Office and works:

Mhow - Neemuch Road, Sector 1, CIN: L70100MP1983PLC002231
Pithampur - 454775, Dist. Dhar
Madhya Pradesh, India

Ph:- 07292-256205

Fax:- 0731-4041435

E mail:- investors@medicaps.comWebsite:- www.medicaps.com

MCL/SE/2022-2023

Date: 10th November, 2022Online filing at: www.listing.bseindia.com

To,
The General Manager
DCS-CRD
BSE Limited
Phiroze Jeejeebhoy Towers,
Dalal Street Fort, Mumbai – 400001 (M.H.)

SUBJECT: SUBMISSION OF THE STANDALONE AND CONSOLIDATED UNAUDITED FINANCIAL RESULTS FOR THE QUARTER/HALF YEAR ENDED ON 30TH SEPTEMBER, 2022 AS PER REGULATION 33 OF SEBI (LODR) REGULATIONS, 2015.

Ref: MEDI-CAPS LIMITED (BSE Scrip Code: 523144, ISIN: INE442D01010)

Dear Sir/Madam,

This is in Continuation of our letter no. MCL/BM/SE/2022-2023 dated 03rd November, 2022 regarding information of Board Meeting for consideration and approval of Standalone as well as Consolidated Un-Audited Financial Results for the Quarter/Half Year ended on 30th September, 2022.

In compliance with Regulation 33 of SEBI (Listing Obligations and Disclosure Requirements) Regulations, 2015, we are pleased to submit the Un-audited Standalone and Consolidated Financial Results for the quarter as well as half year ended 30th September, 2022 duly approved by the Board at its meeting held today i.e. 10th November, 2022 along with Limited Review Report given by the Statutory Auditors of the Company, as required under the above said Regulations.

Further, pursuant to Regulation 33(3) (f) and (g) of the Listing Regulations, we have also enclosed Statements of Assets and Liabilities and the Statement of Cash flow in the prescribed format for the half year ended 30th September, 2022.

Further, Un-Audited Financial Statements shall also be submitted in XBRL mode within 24 hours from the conclusion of Board Meeting.

The above results will be published in Hindi (vernacular) and widely circulated English Newspaper.

You are requested to please take on record the aforesaid Unaudited Financial Results along with Limited review Report for your records and reference.

Thanking You,

Yours Faithfully,

For, MEDI-CAPS LIMITED

**ALOK K GARG
MANAGING DIRECTOR
DIN: 00274321**

Encl.: Unaudited Standalone and Consolidated Financial Results along with limited review report for quarter ended 30th September, 2022;


RAWKA & ASSOCIATES

CHARTERED ACCOUNTANTS
412, Arcade Silver 56, 1, New Palasia, Indore - 1
☎ Off. : 2541132, Mobile : 9039080380
E-mail : rawkaassociates@gmail.com, cprawka@gmail.com

Independent Auditors' Review Report on Standalone Unaudited Quarterly and half yearly Financial Results of Medi-Caps Limited ('the Company') pursuant to Regulation 33 of the SEBI (Listing Obligations and Disclosure Requirements) Regulations, 2015, as amended

To,
THE BOARD OF DIRECTORS OF
MEDI-CAPS LIMITED

1. We have reviewed the accompanying statement of unaudited standalone financial results ("the Statement") of MEDI-CAPS LIMITED ("the Company") for the quarter and half year ended September 30, 2022 attached herewith, being submitted by the Company pursuant to the requirements of Regulation 33 of the SEBI (Listing Obligation and Disclosure Requirements) Regulations, 2015, as amended ('Listing Regulations'), including relevant circulars issued by the SEBI from time to time.
2. The Statement is the responsibility of the Company's Management and has been approved by the Company's Board of Directors. Our responsibility is to issue a report on the Statement based on our review of the Statement, which has been prepared in accordance with the recognition and measurement principles laid down in Indian Accounting Standard 34, Interim Financial Reporting ('Ind AS 34'), specified under Section 133 of the Companies Act, 2013 read with relevant rules issued there under, and other accounting principles generally accepted in India and in Compliance with Regulation 33 of the Listing Regulations.
3. We conducted our review of the Statement in accordance with the Standard on Review Engagements (SRE) 2410 "Review of Interim Financial Information Performed by the Independent Auditor of the Entity", issued by the Institute of Chartered Accountants of India. This Standard requires that we plan and perform the review to obtain moderate assurance as to whether the Statement is free of material misstatement. A review of interim financial information consists of making inquiries, primarily of persons responsible for financial and accounting matters, and applying analytical and other review procedures. A review is substantially less in scope than an audit conducted in accordance with Standards on Auditing and consequently does not enable us to obtain assurance that we would become aware of all significant matters that might be identified in an audit. Accordingly, we do not express an audit opinion.



4. Based on our review conducted as above, nothing has come to our attention that causes us to believe that the accompanying Statement prepared in accordance with the recognition and measurement principles laid down in the applicable Indian accounting standards ('Ind AS') specified under Section 133 of the Companies Act, 2013 as amended, read with relevant rules issued there under and other accounting principles generally accepted in India, has not disclosed the information required to be disclosed in terms of Regulation 33 of the Listing Regulations including the manner in which it is to be disclosed, or that it contains any material misstatement.

Date: 10.11.2022

Place: Indore

UDIN: 22429040BCSOKV2908

For, Rawka & Associates

(Chartered Accountants)

FRN 021606C



A handwritten signature in blue ink, appearing to read "Venus Rawka".

Venus Rawka

(Partner)

M. No. 429040


RAWKA & ASSOCIATES

CHARTERED ACCOUNTANTS
412, Arcade Silver 56, 1, New Palasia, Indore - 1
Off. : 2541132, Mobile : 9039080380
E-mail : rawkaassociates@gmail.com, cprawka@gmail.com

Independent Auditor's Review Report On Consolidated Unaudited Quarterly and half yearly Financial Results of Medi-Caps Limited (the Parent Company) Pursuant to the Regulation 33 of the SEBI (Listing Obligations and Disclosure Requirements) Regulations, 2015 as amended

To,
THE BOARD OF DIRECTORS OF
MEDI-CAPS LIMITED

1. We have reviewed the accompanying Statement of the Consolidated Unaudited Financial Results ("the Statement") of Medi-Caps Limited ("the Parent Company") and its subsidiary (the Parent and its subsidiary together referred to as "the Group"), and its share of the net profit after tax and total comprehensive profit for the quarter and half year ended September 30, 2022, being submitted by the Parent Company pursuant to the requirement of Regulation 33 of the SEBI (Listing Obligations and Disclosure Requirements) Regulations, 2015, as amended ("the Listing Regulations"), including relevant circular issued by the SEBI time to time.
2. This Statement, which is the responsibility of the Parent Company's Management and approved by the Parent Company's Board of Directors, has been prepared in accordance with the recognition and measurement principles laid down in Indian Accounting Standard 34 "Interim Financial Reporting" ("Ind AS 34"), prescribed under Section 133 of the Companies Act, 2013 as amended, read with relevant rules issued there under and other accounting principles generally accepted in India and in compliance with Regulation 33 of the Listing Regulations. Our responsibility is to express a conclusion on the Statement based on our review.
3. We conducted our review of the Statement in accordance with the Standard on Review Engagements (SRE) 2410 "Review of Interim Financial Information Performed by the Independent Auditor of the Entity", issued by the Institute of Chartered Accountants of India. This Standard requires that we plan and perform the review to obtain moderate assurance as to whether the Statement is free of material misstatement. A review of interim financial information consists of making inquiries, primarily of persons responsible for financial and accounting matters, and applying analytical and other review procedures. A review is substantially less in scope than an audit conducted in accordance with Standards on Auditing and consequently does not enable us to obtain assurance that we would become aware of all significant matters that might be identified in an audit. Accordingly, we do not express an audit opinion.



We also performed procedures in accordance with the circular issued by the SEBI under Regulation 33 (8) of the SEBI (Listing Obligations and Disclosure Requirements) Regulations, 2015, as amended, to the extent applicable.

4. The Statement includes the results of its wholly owned subsidiary Medgel Private Limited.

5. Based on our review conducted and procedures performed as stated in paragraph 3 above and based on the information and explanations given to us by the Parent Company's Management, nothing has come to our attention that causes us to believe that the accompanying statement, prepared in accordance with the recognition and measurement principles laid down in the aforesaid Indian Accounting Standard and other accounting principles generally accepted in India, has not disclosed the information required to be disclosed in terms of SEBI (Listing Obligations and Disclosure Requirements) Regulations, 2015, as amended, including the manner in which it is to be disclosed, or that it contains any material misstatement.

6. The consolidated unaudited financial results includes the financial results of Medgel Private Limited (wholly owned subsidiary) which also have been reviewed by us and certified by the management, whose interim consolidated financial results reflect total income of Rs. 1627.13 Lakhs, total net profit after tax of Rs. 215.67 Lakhs and total comprehensive income of Rs. 240.19 Lakhs for the quarter ended September 30, 2022, as considered in the consolidated unaudited financial results. According to the information and explanations given to us by the Management, these interim financial statements/ financial information/ financial results are not material to the group.

Our Conclusion on the statement is not modified in respect of above matter.

Date: 10.11.2022
Place: Indore
UDIN: 22429040BCSPVE7201

For: Rawka & Associates
(Chartered Accountants)
FRN: 021606C



A handwritten signature in blue ink, appearing to read "Venus Rawka".

Venus Rawka
(Partner)
M.No. 429040

MEDI-CAPS LIMITED

REGD. OFFICE: MHOW-NEEMUCH ROAD, SECTOR-I, PITHAMPUR-454775, DISTT. DHAR (M.P.), Tel: 07292-256205, Fax: 0731-4041435

Website: www.medicaps.com Email: investors@medicaps.com CIN: L70100MP1983PLC002231

STANDALONE AND CONSOLIDATED UNAUDITED FINANCIAL RESULTS FOR THE QUARTER AND HALF YEAR ENDED 30TH SEPTEMBER 2022

(Amount in Lacs except EPS)

S.N.	Particulars	Standalone						Consolidated					
		Quarter Ended			Half Year Ended		Year End	Quarter Ended			Half Year Ended		Year Ended
		3 Month Ended 30/09/2022	Preceding 3 Month Ended 30/06/2022	Corresponding 3 months ended in the previous year 30/09/2021	Year to date figures for current period ended 30/09/2022	Year to date figures for the previous year ended 30/09/2021	Previous Year ended March 31 2022	3 Month Ended 30/09/2022	Preceding 3 Month Ended 30/06/2022	Corresponding 3 months ended in the previous year (30/09/2021)	Year to date figures for current period ended 30/09/2022	Year to date figures for the previous year ended 30/09/2021	Previous Year ended March 31 2022
	Unaudited	Unaudited	(Unaudited)	(Unaudited)	(Unaudited)	(Audited)	Unaudited	(Unaudited)	(Unaudited)	(Unaudited)	(Unaudited)	(Audited)	
I	Revenue from Operation												
	(a) Net sales	0.00	0.00	0.00	0.00	0.00	1528.81	1217.25	1722.41	2746.06	3440.35	6831.10	
	(b) Other operating income	1.29	1.36	0.02	2.65	0.02	8.49	21.80	9.00	30.29	13.10	156.01	
	Revenue from Operation	1.29	1.36	0.02	2.65	0.02	1537.29	1239.05	1731.40	2776.34	3453.44	6987.11	
II	Other Income	60.52	1.26	1.64	61.78	2.91	60.74	89.84	29.72	13.08	25.45	191.42	
III	Total income (I+II)	61.81	2.62	1.66	64.43	2.93	60.74	1627.13	1268.77	1744.48	3478.89	7178.53	
IV	Expenses												
	a) Cost of material consumed	0.00	0.00	0.00	0.00	0.00	765.43	543.77	689.19	1309.20	1491.57	3004.63	
	b) Purchase of stock in trade	0.00	0.00	0.00	0.00	0.00	0.00	0.00	0.00	0.00	0.00	0.00	
	c) Changes in inventories of finished goods, work-in-progress and stock-in-trade	0.00	0.00	0.00	0.00	0.00	3.03	69.57	24.58	72.60	83.18	6.43	
	d) Employee benefits expense	6.11	5.41	4.74	11.52	8.87	189.50	167.62	191.38	357.12	355.76	771.01	
	e) Finance costs	0.00	0.00	0.00	0.00	0.00	0.01	0.12	0.00	0.13	0.00	0.02	
	f) Depreciation and amortisation expense	2.30	2.31	5.43	4.61	10.87	9.23	51.75	50.25	93.66	102.00	139.62	
	g) Power Cost	0.00	0.00	0.00	0.00	0.00	72.94	44.93	47.34	117.87	94.68	328.63	
	h) Freight Exp.	0.00	0.00	0.00	0.00	0.00	158.86	168.57	169.68	327.43	218.43	1163.33	
	i) Other expenses	3.07	6.58	2.37	9.65	6.39	169.93	160.76	205.94	330.69	444.94	717.40	
	Total Expenses (IV)	11.50	14.30	12.54	25.79	26.13	1411.45	1205.59	1421.77	2617.04	2828.18	6172.77	
V	Profit / (Loss) before exceptional item & tax (III-IV)	50.31	-11.68	-10.89	38.64	-23.21	(6.08)	215.67	63.18	322.71	278.86	1005.76	
VI	Exceptional items	0.00	0.00	0.00	0.00	0.00	0.00	0.00	0.00	0.00	0.00	0.00	
VII	Profit/(Loss) before tax (V-VI)	50.31	-11.68	-10.89	38.64	-23.21	(6.08)	215.67	63.18	322.71	278.86	1005.76	
VIII	Tax expense												
	1) Current Tax	0.00	0.00	0.00	0.00	0.00	0.00	0.00	0.00	0.00	0.00	0.00	
	2) Deferred Tax	0.00	0.00	0.00	0.00	0.00	1.44	0.00	0.00	0.00	0.00	1.44	
	Total Tax Expenses	0.00	0.00	0.00	0.00	0.00	1.44	0.00	0.00	0.00	0.00	1.44	
IX	Net movement in regulatory deferral account balances related to profit or loss and the related deferred tax movement	0.00	0.00	0.00	0.00	0.00	0.00	0.00	0.00	0.00	0.00	0.00	
X	Profit (Loss) for the period from continuing operations (VII-VIII)	50.31	-11.68	(10.89)	38.64	-23.21	(7.52)	215.67	63.18	322.71	278.86	1004.31	
XI	Profit/(loss) from discontinued operations	-1.42	-4.31	-4.03	-5.73	2.80	3.72	-1.42	(4.31)	-4.03	-5.73	3.72	
XII	Tax expense of discontinued operations	0.00	0.00	0.00	0.00	0.00	0.00	0.00	0.00	0.00	0.00	0.00	
XIII	Profit/(loss) from Discontinued operations (after tax) (XI-XII)	(1.42)	(4.31)	(4.03)	(5.73)	2.80	3.72	-1.42	(4.31)	(4.03)	-5.73	3.72	
XIV	Share of profit (loss) of associates and joint ventures accounted for using equity method	0.00	0.00	0.00	0.00	0.00	0.00	0.00	0.00	0.00	0.00	0.00	
XV	Profit/(loss) for the period (X+XIII)	48.90	(15.99)	(14.92)	32.92	(20.41)	(3.80)	214.26	58.87	318.67	273.14	1008.03	

XVI	Other comprehensive income												
	(a) (i) items that will not be reclassified to statement of profit & loss	-26.09	-24.48	39.10	-50.57	65.19	35.69	25.92	-47.30	83.74	-21.38	149.07	146.32
	(ii) Income tax on items that will not to be reclassified to statement of P& L	0.00	0.00	0.00	0.00	0.00	0.00	0.00	0.00	0.00	0.00	0.00	0.00
	(b) (i) items that will be reclassified to statement of profit & loss	0.00	0.00	0.00	0.00	0.00	0.00	0.00	0.00	0.00	0.00	0.00	0.00
	(ii) Income tax on items that will be reclassified to statement of P& L	0.00	0.00	0.00	0.00	0.00	0.00	0.00	0.00	0.00	0.00	0.00	0.00
	Other comprehensive income :	-26.09	-24.48	39.10	-50.57	65.19	35.69	25.92	-47.30	83.74	-21.38	149.07	146.32
XVII	Total Comprehensive Income for the period (XV+XVI) (Comprising Profit (Loss) and Other Comprehensive Income for the period)	22.81	-40.47	24.18	-17.65	44.78	31.89	240.19	11.57	402.41	251.77	802.58	1154.35
XVIII	Profit or Loss Attributable to												
	Profit or Loss Attributable to owners of Parents	0.00	0.00	0.00	0.00	0.00	0.00	214.26	58.87	318.67	273.14	653.50	1008.03
	Profit or Loss Attributable to non-Controlling Interest	0.00	0.00	0.00	0.00	0.00	0.00	0.00	0.00	0.00	0.00	0.00	0.00
XIX	Total Comprehensive Income for the period Attributable to												
	Total Comprehensive Income for the period Attributable to owners of Parents	0.00	0.00	0.00	0.00	0.00	0.00	240.19	11.57	402.41	251.77	802.58	1154.35
	Total Comprehensive Income for the period Attributable to non-Controlling Interest	0.00	0.00	0.00	0.00	0.00	0.00	0.00	0.00	0.00	0.00	0.00	0.00
XX	Paid-up equity share capital of the company	1247.00	1247.00	1247.00	1247.00	1247.00	1247.00	1247.00	1247.00	1247.00	1247.00	1247.00	1247.00
XXII	Earnings per equity share (for continuing operation)												
	a) Basic (Rs.)	0.40	-0.09	(0.09)	0.31	-0.19	(0.06)	1.73	0.51	2.59	2.24	5.22	8.05
	b) Diluted (Rs.)	0.40	-0.09	(0.09)	0.31	-0.19	(0.06)	1.73	0.51	2.59	2.24	5.22	8.05
	Earnings per equity share (for discontinued operation)												
	a) Basic (Rs.)	-0.01	(0.03)	(0.03)	-0.05	0.02	0.03	(0.01)	(0.03)	(0.03)	(0.05)	0.02	0.03
	b) Diluted (Rs.)	-0.01	(0.03)	(0.03)	-0.05	0.02	0.03	-0.01	(0.03)	(0.03)	-0.05	0.02	0.03
	Earnings per equity share (for discontinued and continuing operation)												
	a) Basic (Rs.)	0.40	-0.12	(0.12)	0.26	-0.16	(0.03)	1.73	0.48	2.56	2.20	5.24	8.08
b) Diluted (Rs.)	0.40	-0.12	(0.12)	0.26	-0.16	(0.03)	1.73	0.48	2.56	2.20	5.24	8.08	

DATE: 10.11.2022
PLACE: INDORE

For and on behalf of board of directors of
MEDI-CAPS LIMITED



ALOK K GARG
MANAGING DIRECTOR
DIN: 00274321

MEDI-CAPS LIMITED

REGD. OFFICE: MHOW-NEEMUCH ROAD, SECTOR-1, PITHAMPUR-454775, DISTT. DHAR (M.P.), Tel: 07292-256205, Fax: 0731-4041435

Website: www.medicaps.com Email: investors@medicaps.com CIN: L70100MP1983PLC002231

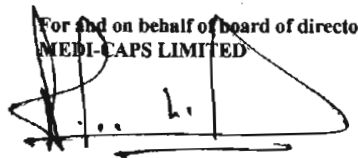
UNAUDITED STANDALONE AND CONSOLIDATED STATEMENT OF ASSETS AND LIABILITIES AS AT 30TH SEPTEMBER 2022

The standalone and Consolidated Statement of Assets & Liabilities is as under:

Particulars	(Amount in Lacs)			
	Standalone		Consolidated	
	As at		As at	
	30/09/2022	31/03/2022	30/09/2022	31/03/2022
	Unaudited	Audited	Unaudited	Audited
I. Assets				
(1) Non-Current Assets				
(a) Property, Plant and Equipment	253.41	277.50	3104.88	3117.21
(b) Capital work-in-progress	0.00	0.00	19.45	24.34
(c) Goodwill	0.00	0.00	2814.15	2814.15
(c) Investment Property	0	0	0.00	0.00
(d) Financial Assets	0	0		
(i) Investments	4391	4391	494.00	371.76
(e) Other non-current assets	5.02	5.02	38.69	38.69
Sub Total - Non-Current Assets	4649.25	4673.26	6471.18	6366.15
(2) Current assets				
(a) Inventories	0	0	815.78	1184.97
(b) Financial Assets				
(i) Investments	853.03	976.83	2647.99	2695.65
(ii) Trade receivables	223.67	224.16	988.54	1007.19
(iii). Cash and cash equivalents	2.47	11.06	133.11	22.83
(iv) Bank balances other than (iii) above	0.00	67.61	0.00	952.66
(c) Other current assets	434.54	227.63	1840.11	805.60
Sub Total - Current Assets	1513.71	1507.29	6425.54	6668.90
Total Assets	6162.96	6180.55	12896.71	13035.05
II. EQUITY AND LIABILITIES				
EQUITY				
(a) Equity Share Capital	1247.00	1247.00	1247.00	1247.00
(b) Other Equity	4864.15	4881.80	10630.35	10378.60
Sub Total - Equity	6111.15	6128.80	11877.34	11625.60
LIABILITIES				
(1) Non-Current Liabilities				
(a) Financial Liabilities	0.00	0.00	0.00	0.00
(b) Provisions	0.00	0.00	44.98	45.34
(c) Deferred tax liabilities (Net)	44.13	44.13	44.13	44.13
Sub Total - Non-Current Liabilities	44.13	44.13	89.11	89.47
(2) Current Liabilities				
(a) Financial Liabilities	0.00	0.00	0.00	0.00
(i) Borrowings	0.00	0.00	0.00	0.00
(ii) Trade payables				
a) total outstanding dues of micro enterprises and small enterprises; and				
b) total outstanding dues of creditor other than micro enterprises and small enterprises;	0.00	0.05	539.71	1168.03
(iii) Other financial liabilities (other than those specified in item (b)),	0.00	0.00	0.00	0.00
(b) Other current liabilities	7.68	7.57	390.54	151.95
(c) Provisions	0.00	0.00		
(d) Current Tax Liabilities (Net)	0.00	0.00	0.00	0.00
Sub Total - Current Liabilities	7.68	7.62	930.25	1319.98
Total Equity and Liabilities	6162.96	6180.55	12896.71	13035.05

DATE: 10.11.2022
PLACE: INDORE

For and on behalf of board of director
MEDI-CAPS LIMITED


ALOK K GARG
MANAGING DIRECTOR
DIN: 00274321

MEDI-CAPS LIMITED

REGD. OFFICE: MHOW-NEEMUCH ROAD, SECTOR-1, PITHAMPUR-454775, DISTT. DHAR (M.P.), Tel: 07292-256205, Fax: 0731-4041435


Website: www.medicaps.com Email: investors@medicaps.com CIN: L70100MP1983PLC002231

Consolidated Segmentwise Revenue, Results and Capital Employed for Quarter and half year ended 30th September, 2022

S.No.	Segment Revenue	Quarter Ended			Half Year Ended		Year Ended
		September 30,	June 30,	September 30,	September 30,	September 30,	March 31,
		2022	2022	2021	2022	2021	2022
		unaudited	unaudited	unaudited	unaudited	unaudited	Audited
1	Segment Revenue						
	Pharma Division	1,565.32	1,266.16	1,742.85	2,831.48	3,475.99	7,117.80
	Real Estate Division	61.81	2.62	1.64	64.43	2.91	60.74
	Other	0.00	0.00	0.00	0.00	0.00	0.00
	Net Sale/Income From Operations	1,627.13	1,268.78	1,744.48	2,895.91	3,478.89	7,178.53
2	Segment Results (Profit) (+)/ Loss (-) before tax and interest						
	Pharma Division	165.37	74.97	333.59	240.34	673.91	1,011.87
	Real Estate Division	50.31	(11.68)	(10.89)	38.64	(23.21)	(6.08)
	Other	0.00	0.00	0.00	0.00	0.00	0.00
	Total	215.69	63.30	322.71	278.99	650.71	1,005.79
	Interest Income	0.00	0.00	0.00	0.00	0.00	0.00
	Interest Expenses	0.01	0.12	0.00	0.13	0.00	0.02
	Other Unallocable Expenditure net off	0.00	0.00	0.00	0.00	0.00	0.00
	Unallocable Income	0.00	0.00	0.00	0.00	0.00	0.00
	Profit Before Tax	215.67	63.18	322.71	278.86	650.71	1,005.77
	Current Tax	0.00	0.00	0.00	0.00	0.00	0.00
	Deferred Tax	0.00	0.00	0.00	0.00	0.00	1.44
	Profit After Tax	215.67	63.18	322.71	278.86	650.71	1,004.32
3	Capital Employed						
	Segment Assets (A)						
	Pharma Division	12,727.61	12,434.16	12,006.04	12,727.61	12,006.04	12,861.34
	Real Estate Division	169.10	171.40	301.47	169.10	301.47	173.71
	Other	0.00	0.00	0.00	0.00	0.00	0.00
	Total (A)	12,896.71	12,605.56	12,307.51	12,896.71	12,307.51	13,035.05
	Segment Liabilities (B)						
	Pharma Division	1,019.36	968.40	933.70	1,019.36	933.70	1,409.45
	Real Estate Division	0.00	0.00	100.00	0.00	100.00	0.00
	Other	0.00	0.00	0.00	0.00	0.00	0.00
	Total (B)	1,019.36	968.40	1,033.70	1,019.36	1,033.70	1,409.45
4	Total Capital Employed (Segment Assets-Segment Liabilities)						
	Pharma Division	11,708.25	11,465.76	11,072.34	11,708.25	11,072.34	11,451.88
	Real Estate Division	169.10	171.40	201.47	169.10	201.47	173.71
	Other	0.00	0.00	0.00	0.00	0.00	0.00
	Total Capital Employed (Segment Assets-Segment Liabilities)	11,877.34	11,637.16	11,273.81	11,877.34	11,273.81	11,625.59

DATE: 10.11.2022
PLACE: INDORE

For and behalf of board of directors of
MEDI-CAPS LIMITED



ALOK K GARG
MANAGING DIRECTOR
DIN: 00274321

MEDI CAPS LIMITED

REGD. OFFICE: MHOW-NEEMUCH ROAD, SECTOR-1, PITHAMPUR-454775, DIST. DHAR (M.P.), Tel: 07292-256205, Fax: 0731-4041435

Website: www.medicaps.com Email: investors@medicaps.com CIN: L70100MP1983PLC002231

STATEMENT OF STANDALONE AND CONSOLIDATED CASH FLOW FOR THE HALF YEAR ENDED 30TH SEPTEMBER 2022


Amount in Lacs

Particulars	Standalone		Consolidated	
	30th Sept 2022	30th Sept 2021	30th Sept 2022	30th Sept 2021
A. Cash Flow from Operating Activities				
Net Profit before Tax & Extraordinary Items	38.64	-23.21	278.85	650.71
Adjustment For:				
Depreciation	9.09	16.56	106.48	100.36
Dividend Income	0.00	0.00	0.00	0.00
Other Comprehensive Income	-50.57	65.19	-21.38	149.07
Loss from discontinue Operation	-5.73	2.80	-5.73	2.80
Operating Profit before Working Capital Change	-8.56	61.34	358.23	902.94
Ajustment for Working Capital				
(Increase)/ Decrease in Sundry Debtors-Current	0.49	17.44	18.65	-149.28
(Increase)/ Decrease in Sundry Debtors-Non-Current	0.00	0.00	0.00	0.00
(Increase)/ Decrease in Inventories	0.00	0.00	369.19	-78.74
(Increase)/ Decrease in Loans & Advances- Current	-206.91	-0.22	-1034.52	3.51
(Increase)/ Decrease in Loans & Advances- Non Current	0.00	0.00	0.00	0.00
Increase/(Decrease) in Current Liabilities & Provisions- Current	0.06	0.15	-390.09	23.06
Increase/(Decrease) in Current Liabilities & Provisions- Non Current	0.00	0.00	0.00	0.00
Cash Generated from Working Capital	-206.36	17.37	-1036.76	-201.46
Cash generated from Operation	-214.92	78.71	-678.53	701.48
Income Tax for the year	0.00	0.00	0.00	0.00
Net cash Flow from Operating Activity	-214.92	78.71	-678.53	701.48
B. Cash Flow from Investing Activities				
Sale/(Purchase) of Investments	123.72	0.42	-74.58	-178.72
Purchase of Fixed Assets	15.00	-60.42	-89.27	-202.74
Dividend Received	0.00	0.00	0.00	0.00
Net Cash used in Investing Activities	138.72	-60.00	-163.85	-381.46
C. Cash Flow from Financial Activities				
Increase in Short term Bank Borrowings	0.00	0.00	0.00	0.00
Proceeds from Long Term Borrowings			0.00	0.00
Net Cash Used in Financial Activities	0.00	0.00	0.00	0.00
Net Increase in Cash and Cash Equivalents (A+B+C)	-76.20	18.71	-842.38	320.02
Cash & Cash Equivalents at the				
Beginning of the year	91.50	72.79	1000.92	680.90
Closing of the year	2.47	91.50	133.11	1000.92
Increase in Cash and Cash Equivalents	-89.03	18.71	-867.81	320.02

Note: This Cash flow statement is belongs to Continue and Discontinue operation both

DATE: 10.11.2022
PLACE: INDORE

For and on behalf of board of directors of
MEDI CAPS LIMITED



ALOK K GARG
MANAGING DIRECTOR
DIN: 00274321

NOTES:

1. The above unaudited results for the Quarter and half year ended Sept. 30, 2022 were reviewed and recommended by the Audit Committee and approved by the Board of Directors in its meeting held on November 10, 2022. The above results have been reviewed by statutory Auditors of the company in terms of Regulation 33 of the SEBI (Listing Obligations and Disclosure Requirements) Regulations, 2015, who have expressed an unmodified opinion. The Company's Management has exercised necessary due diligence to ensure that the financial results provide a true and fair view of its affairs.
2. This statement has been prepared in accordance with the Companies (Indian Accounting Standards) Rules, 2015 (Ind AS) prescribed under Section 133 of the Companies Act, 2013 and other recognized accounting practices and policies to the extent applicable.
3. The above consolidated results included the result of wholly owned subsidiary company i.e. Medgel Private Limited.
4. The Company has two reportable segments for the Consolidated Financial Statements which consists Pharma division and Real Estate division in accordance with Ind AS-108 Operating Segment and same is enclosed with this result.
5. The figures of the previous period / year have been re-stated/ re-grouped / re-arranged/ reclassified and / or recasted wherever found necessary.
6. The aforesaid Un-audited financial Results will be uploaded on the Company's website www.medicaps.com and will also be available on the websites of the Stock exchange i.e. www.bseindia.com for the benefit of shareholders and investors.
7. As it has been already disclosed that Company has discontinued its manufacturing activities, accordingly there is a loss from discontinue operations for the quarter and half year ended Sept. 30, 2022.
8. Description of Income & Expenditure of Discontinue operations

(Amount in Lakhs)

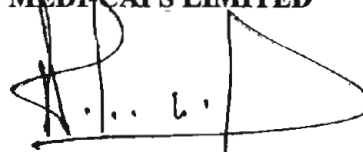
Particulars	3 Month Ended	3 Months Ended	6 Months Ended
	30.09.2022	30.06.2022	30.09.2022
I Income from operations	0.00	0.00	0.00
II Other Income	2.19	0.00	2.19
III Total income (I+II)	2.19	0.00	2.19
IV Expenses			
a) Changes in Inventories of finished goods, work in progress, packing material and stores & spares.	0.00	0.00	0.00



	b) Employee benefits expense	0.00	0.00	0.00
	c) Finance Cost	0.00	0.00	0.00
	d) Depreciation expense	2.24	2.24	4.48
	e) Other expenses	1.37	2.07	3.44
	Total Expenses (IV)	3.61	4.31	7.92
V	Net Profit/Loss From Discontinue Operation	-1.42	-4.31	-5.73

DATE : 10/11/2022
PLACE: INDORE

For and on behalf of the Board of directors of
MEDI-CAPS LIMITED



ALOK K GARG
MANAGING DIRECTOR
DIN: 00274321