

MEDGEL PRIVATE LIMITED
Balance Sheet as at 31st March, 2014

Particulars	Notes	Amount in Rs.	
		As at 31st Mar 2014	As at 31st Mar 2013
I. EQUITY AND LIABILITIES			
-1 Shareholder's Funds			
(a) Share Capital	2	107548280	80690000
(b) Reserves and Surplus	3	210470462	162580493
-2 Share application money pending allotment	4	0	94019000
-3 Non-Current Liabilities			
Long Term Borrowings	5	88686638	62711770
-4 Current Liabilities			
(a) Trade payables	6	12347364	11777077
(b) Other current liabilities	7	7274144	2124522
Total		426326888	413902862
II. Assets			
-1 Non-current assets			
(a) Fixed assets			
(i) Tangible assets	8	330194850	346819082
(b) Long term loans and advances	9	3512264	3512264
-2 Current assets			
(a) Inventories	10	53404504	42968190
(b) Trade receivables	11	34981393	17532516
(c) Cash and cash equivalents	12	223953	238727
(d) Short-term loans and advances	13	4009924	2832083
Total		426326888	413902862

The Notes referred to above are an integral part of Balance Sheet.
Note on Accounts as Note '1 to 26'

As per our report of even date,

C.P.Rawka & Co.
Chartered Accountants
Firm Reg. No.:-000518C



C.P. Rawka
Proprietor
Membership No. 070066
Place : Indore
Date : 15th May, 2014






For and on behalf of the board
For MEDGEL PRIVATE LIMITED

R.C. Mittal
Director
DIN:00035272

Alok K. Garg
Director
DIN: 00274321

MEDGEL PRIVATE LIMITED			
Profit and Loss statement for the year ended 31st March, 2014			
		Amount in Rs.	
Particulars	Note	As at 31st Mar 2014	As at 31st Mar 2013
I. Revenue from operations	14	101191310	39923719
II. Other Income	15	3927153	733186
III. Total Revenue (I +II)		105118463	40656905
IV. Expenses:			
Cost of materials consumed	16	61951998	20735113
Changes in inventories of finished goods and work-in-progress	17	(12443801)	(18274976)
Employee benefit expense	18	18543252	13547475
Finance Cost	19	10949053	4506379
Depreciation and amortization expense	8	17329282	14884085
Other expenses	20	28044410	26044879
Total Expenses		124374194	61442955
V. Loss before exceptional and extraordinary		(19255731)	(20786050)
VI. Exceptional Items		0	0
VII. Loss before extraordinary items and tax (V - VI)		(19255731)	(20786050)
VIII. Extraordinary Items		0	0
IX. Loss before tax (VII - VIII)		(19255731)	(20786050)
X. Tax expense		0	0
XV. Loss for the period (XI + XIV)		(19255731)	(20786050)
XVI. Earning per equity share:	25		
(1) Basic		(1.79)	(2.58)
(2) Diluted		(1.79)	(2.58)
The Notes referred to above are an integral part of Balance Sheet.			
Note on Accounts as Note '1 to 26'			
As per our report of even date,			
C.P.Rawka & Co.		For and on behalf of the board	
Chartered Accountants		For MEDGEL PRIVATE LIMITED	
Firm Reg. No.:-000518C			
		R.C. Mittal	Alok K. Garg
C.P. Rawka		Director	Director
Proprietor		DIN:00035272	DIN: 00274321
Membership No. 070060			
Place: Indore			
Date : 15th May, 2014			



MEDGEL PRIVATE LIMITED		
CASH FLOW STATEMENT FOR THE YEAR ENDED MARCH 31, 2014		
PARTICULARS	2013-14	2012-13
A. Cash Flow from Operating Activities		
Net Profit before Tax & Extraordinary Items	(19255731)	(20786050)
Adjustment For:		
Depreciation	17329282	14884085
Operating Profit before Working Capital Change	(1926449)	(5901965)
Adjustment for Working Capital		
(Increase)/ Decrease in Sundry Debtors	(17448877)	(15983661)
(Increase)/ Decrease in Inventories	(10436314)	(39692162)
(Increase)/ Decrease in Loans & Advances	(1177841)	(2392306)
Increase in Current Liabilities & Provisions	31694777	64222213
Cash Generated from Working Capital	2631745	6154084
Cash generated from Operation	705296	252119
Net cash Flow from Operating Activity	705296	252119
B. Cash Flow from Investing Activities		
Purchase of Fixed Assets	(705050)	(8482552)
Net Cash used in Investing Activities	(705050)	(8482552)
C. Cash Flow from Financial Activities		
Share Capital	26858280	0
Security Premium	67145700	7889000
Share Application Money	(94019000)	0
Net Cash Used in Financial Activities	(15020)	7889000
Net Increase in Cash and Cash Equivalents (A+B+C)	(14774)	(341434)
Cash & Cash Equivalents at the		
Beginning of the year	238727	580161
Closing of the year	223953	238727
Increase in Cash and Cash Equivalents	(14774)	(341434)
As per our report of even date annexed		
For and on behalf of Board		
Medgel Private Limited		
For C.P.Rawka & Co.		
Chartered Accountants		
		
C.P.Rawka		
Proprietor		
M.No. 070060		
FRN No. 000518C		
Indore, 15th May, 2014		
		
	R.C. Mittal	Alok K. Garg
	Director	Director
	DIN:00035272	DIN: 00274321

NOTE 1 –NOTES FORMING PART OF THE FINANCIAL STATEMENTS

A. SIGNIFICANT ACCOUNTING POLICIES :-

a) Basis of preparation of financial statements :-

The Financial Statements of the company have been prepared under the historical cost conventions, in accordance with Indian Generally Accepted Accounting Principles to comply with the Accounting Standards notified under section 211 (3C) of the Companies Act, 1956 (which continue to be applicable in respect of section 133 of the Companies Act, 2013, to the extent applicable in terms of General Circular 15/2013 dated 13 Sep, 2013 of the Ministry of Corporate Affairs)

This Financial Statements have been prepared on accrual basis and the accounting policies adopted are consistent With followed in the previous year.

b) Fixed Assets and Depreciation :-

Fixed assets are stated at cost net of cenvat or revalued figures less depreciation provided on straight line basis at the rates specified on Schedule XIV to the Companies Act, 1956 (as amended)and on prorata basis.

c) Investments:

The Company has policy to make investments on strategic and long term basis and the investments have been shown as the cost of investments of acquisition, no adjustments for change in the valuations as on the date of the balance sheet being made, as it has temporary in the nature.

d) Valuation of Inventories :-

Inventories are valued at lower of cost or net realisable value.

e) Foreign Exchange Transactions :-

Transaction in foreign currency are recorded by applying rate applicable on the date of transaction or at rates that closely approximate the rate at the date of the transaction, The difference if any on actual payments / realization is charged off to revenue.

f) Sundry Creditor, Debtors and Loans & Advances :-

Balance of Unsecured Loan, Sundry Creditors, Sundry Debtors and advances are subject to confirmation, Reconciliation and adjustment if any.

basis of such verification management determines whether the said outstanding are good, bad or doubtful and accordingly same are written off or provided for.

g) Research & Developments :-

Capital Expenditure is treated in same line as any other Capital expenditure and Revenue expenditure is to charged the respective heads of Profit & Loss Accounts.

h) Taxations:-

Current tax is determined as the amount of tax payable in respect of taxable income for the year. Deferred tax recognised, subject to the consideration of prudence in respect of deferred tax assets as timing difference, being the difference between taxable income and accounting income that originate in one period and are capable of reversal in one or more subsequent period, our plant located in special economic zone and there is no taxation up to first five year therefore no income tax provision created.

i) Earning Per Share:-

Basic and Diluted earning per share is calculated by dividing the net profit or loss for the period attributable to equity shareholders by the weighted average number of equity shares outstanding during the period.

j) Revenue Recognition

Revenue from sale of goods is recognized on transfer of significant risk and rewards in respect of ownership to the buyer.

Revenue (including in respect of insurance or other claims etc.) is recognized when it is reasonable to expect that the ultimate collection will be made.

Interest income is accounted on accrual basis.



MEDGEL PRIVATE LIMITED
Notes on Financial Statement for the year ended 31st March, 2014

	Amount in Rs.	
Note : 2 Share Capital	As at 31st Mar 2014	As at 31st Mar 2013
Authorised Share Capital : 1,10,00,000 Equity Shares of Rs.10/- each (Previous Year 1,10,00,000 Equity Shares of Rs. 10/- each)	110000000	110000000
Issued Capital 1,07,54,828 Equity Shares of Rs. 10 each fully paid up (Previous Year 80,69,000 Equity Shares of Rs. 10/- each)	107548280	80690000
Subscribed & Paidup Capital 1,07,54,828 Equity Shares of Rs. 10 each fully paid up (Previous Year 80,69,000 Equity Shares of Rs. 10/- each)	107548280	80690000
	107548280	80690000

a) **Reconciliation of number of equity share**

No. of Share outstanding as at the beginning of the year	8069000	8069000
Add: No. Share issued during the year	2685828	0
	10754828	80690000
Less: No. of share bought back during the year	0	0
No. of Share outstanding as at the end of the year	10754828	80690000

b) **Details of Shareholders holding more than 5 percent shares in the company**

Name of Shareholders	No. of Shares as at			
	31.03.14	% of Holding	31.03.13	% of Holding
Medicaps Limited	8038828	74.75%	5353000	66.34%
Mission Vivacare Limited	2716000	25.25%	2716000	33.66%

Note : 3 Reserve & Surplus

(i) Securities Premium Account		
Opening Balance	201475000	201475000
Add: Security Premium on Share issued during the year	67145700	0
	268620700	201475000
(ii) Surplus		
Opening Balance	(38894507)	(18108457)
Add: Loss during the year	(19255731)	(20786050)
	(58150238)	(38894507)
	210470462	162580493



Note : 4 Share application money pending allotment	Amount in Rs.	
	As at 31st Mar 2014	As at 31st Mar 2013
Medicaps Limited	0	94004000
Mission Vivacare Limited	0	15000
	0	94019000

Note : 5 Long Term Borrowings		
IDBI Bank C.C. A/c 0382655100000125	88686638	62711770
	88686638	62711770

Note : 6 Trade Payable		
Sundry Creditors		
For Expenses	11299890	10878160
For Capital Goods	1047474	898917
	12347364	11777077

Note : 7 Other Current Liabilities		
TDS on Contractor Payment	14219	12296
TDS on Salary	56913	0
TDS on Rent	22066	0
ESI Payable	38686	31079
PF Payable	23897	7192
Unpaid Salary & Wages	1670639	963616
VAT Payable	2460	3020
Professional Tax Payable	5248	2675
Duty payable	38625	0
Outstanding Liability	1729175	1104644
Bills Payable	3672216	0
	7274144	2124522



MEDGEL PVT.LTD.

Note- 8 - Fixed Assets- Tangible Assets

Amount in

S. NO.	FIXED ASSETS	RATE OF DEP.	GROSS BLOCK				DEPRECIATION			NET BLOCK		
			As at 01.04.2013	Additions	Deductions	As at 31.03.2014	Up to 31.03.2013	For the Year 2013-14	Deductions	Upto 31.03.2014	As at 31.03.2014	As at 31.03.2014
1	Plant & Machinery	5.28	169584806	697900	0	170282706	11054206	8986529	0	20040735	150241971	158530
2	Land & Building	3.34	149932938	0	0	149932938	7103764	5007760	0	12111524	137821414	142825
3	Furniture & Fixtures	6.33	47643489	0	0	47643489	4076052	3015833	0	7091885	40551604	43567
4	Office Equipment	4.75	548905	0	0	548905	36635	26073	0	62708	486197	512
5	Computers & Software	16.21	1512787	7150	0	1519937	473708	245902	0	719610	800327	1035
6	Vehicle	9.50	496677	0	0	496677	156155	47184	0	203339	293338	340
	GRAND TOTAL		369719602	705050	0	370424652	22900520	17329282	0	40229802	330194850	346819
	PREVIOUS YEAR		361237050	8482552	0	369719602	8016435	14884085	0	22900520	346819082	353220



(Handwritten signature)

Amount in Rs.		
Note : 9 Long Term Loans & Advances	As at 31st Mar 2014	As at 31st Mar 2013
(Unsecured, considered good unless otherwise stated) Security Deposit	3512264	3512264
	3512264	3512264

Note : 10 Inventories		
Raw Materials	17660653	21538098
Finished Goods	32404987	19961186
Packing Material	3338864	1468906
	53404504	42968190

Note : 11 Trade Receivables		
Unsecured , Considered Good as certified by the Management Outstanding over six months	41175	41175
Others	34940218	17491341
	34981393	17532516

Note : 12 Cash & Bank balances		
Cash in Hand	1736	16366
Balance with Noted Banks :		
In Current Accounts	27217	16111
In Fixed Deposit Accounts	195000	206250
	223953	238727

Note : 13 Short-term Loans & Advances		
Unsecured, considered good unless otherwise stated. Advance for Capital Goods/ Services (Unsecured & Considered Good - Advance recoverable in Cash or in kind or for value to be received)	2897094	1472367
Service Tax Receivable	221889	314382
TDS receivable	56500	38067
Prepaid Expenses	578730	756556
Advanced at Factory	147741	142741
Other Loans & Advances	107970	107970
	4009924	2832083



[Handwritten signature in blue ink]

Note : 14 Sales	Amount in Rs.	
	As at 31st Mar 2014	As at 31st Mar 2013
Sale of product	101191310	39923719
	101191310	39923719

Note :15 Other Incomes		
Interest received	217161	277307
Sundry Cr. Balances no longer required, written back	0	84239
Miscellaneous Receipt	877	18200
Sales of Scrap	284507	121675
Foreign Exchange Fluctuation	2693809	231765
Sundry Credit Debit balances W/o (net)	730799	0
	3927153	733186

Note: 16 Cost of Materials Consumed		
a) Raw Material Consumed		
Opening Stock	21538098	1557770
Purchases (net)	51339570	39715392
	72877668	41273162
Less : Closing Stock	17660653	21538098
	55217015	19735064
b) Packing Material Consumed		
Opening Stock	1468906	32048
Purchases (net)	8604941	2436907
	10073847	2468955
Less : Closing Stock	3338864	1468906
Packing Material Consumed	6734983	1000049
Total (a) + (b)	61951998	20735113

Note: 17 Increase/(Decrease) in Stocks		
Closing Stock of Finished Goods as on 31/03/2014	32404987	19961186
Less: Stock of Finished Goods as on 01/04/2013	19961186	1686210
Increase/(Decrease) in Stock (A-B)	12443801	18274976

Note : 18 Employees Remuneration & benefits		
Salary, Wages, Allowances & other Benefits	18472090	13451654
Staff Welfare Expenses	71162	95821
	18543252	13547475

Note : 19 Finance Cost		
Interest on C.C. A/c	10762533	4506379
Interest on SME A/c	186520	0
	10949053	4506379



Note : 20 Other Expenses

Audit Fees	18468	3750
Bank charges	354609	414038
Calibration Exp.	5448	4302
Certificate & Standard Exp.	150090	804734
Computer Repair & Maintenance Exp.	51100	4605
Consultancy Fees	94550	138760
Conveyance Expenses	116408	42754
Development Charges to AKVN	264792	275108
Duty on DTA Clearance	0	13499
Factory Exp.	666947	410400
Freight Exp.	5363480	5895492
GMP Audit Exp.	0	50000
Goods Destroy A/c	1647882	2737240
Guest Entertainment Expenses	39192	0
Insurance Expenses	542607	259452
Interest on TDS, VAT and Lease Rent	76	3293
Lab Expenses	298484	568504
Lawn Development Exp.	192000	160000
Lease Rent	220660	229226
Legal & Professional Expenses	168720	16452
Licence Exp.	0	67574
Loading & Unloading Expenses	0	5015
Miscellaneous Exp	292083	319317
Other Repair & Maintenance	179813	177192
Postage Exp.	137896	13928
Power, Fuel and Gas	12504377	9672175
Repair to Building	173123	139653
Repair to Electricals	286721	254666
Repair to Machinery	849128	564186
Sales Promotion Exp.	0	304112
Security Charges	402529	378310
Sez Online Exp.	17073	10867
Stationery & Printing	304078	174942
Stores & Spares	12600	33914
Telephone Exp	103011	96542
Testing Exp	168762	167663
Travelling & Lodging exp	55874	0
Utility Expenses	371798	254474
Vehicle Running & Maint Expenses	1701445	1085229
Water Expenses	288586	276511
Website Development Charges	0	17000
	28044410	26044879



Medgel Private Limited

1. LIST OF SUNDRY DEPOSITS:-	31st March 14	31st March 13
Deposit for Power Connection	415538	415538
Deposit for Water	35000	35000
Deposit with Sales Tax dept	10000	10000
Security deposit for Lease Rent	661980	661980
Security Deposit to Badrivishal Chemicals	500000	500000
LPG. Connection Exp.	6350	6350
Deposit for Cylinder.	24000	24000
Deposit for Electric	1859396	1859396
	3512264	3512264

2. LIST OF TRADE RECEIVABLES :-	31st March 14	31st March 13
Eskey Therapeutics	41175	41175
Mission Vivacare Limited	0	2856640
Spirit Pharmaceuticals	30296874	14633722
Soniya Gold Figers & scrap	-179	979
Ashok kumar Jain	6046	0
Asence pharma	4891241	0
Zanza Procurement	-479674	0
Zyanya Global	225910	0
	34981393	17532516

3. LIST OF ADVANCES FOR CAPITAL GOODS/ SERVICES :-	31st March 14	31st March 13
Aman Shukla	0	250
Birla Corporation Ltd.	17200	17200
City Office Medicaps Exp.	0	300
Jabalpur Engineers (Jabalpur)	30000	30000
Divis Laboratories Ltd.	0	375000
Doshion Veolia water Solution	0	41305
Mirage Lifecare	0	195
Mitsu Chem Pvt. Ltd.	0	110000
Mission Vivacare Ltd	1364678	0
Modepro India Pvt. Ltd.	51000	0
Neeta Builders	204363	0
Newgen Specialty Plastics	0	49200
Nilkamal Ltd.	288600	0
Prashant Mahajan	266400	266400
Sarit Jain & Associates	26412	26412
Select Automation	0	14855
Samar Associates	500000	500000
SPINCOIECH PVT. LTD.	55891	0
Swift Technoplast Pvt. Ltd.	28800	0
Technopack Industry	20700	0
TOSIVIN ANALYTICAL PVT. LTD.	1800	0
Knowledge Labs	25000	25000
Vishwadarshan Electronic	16250	16250
	2897094	1472367



Technocraft	681491	681491
Touch To Techno Computer	15760	0
Vaishnav Builders	18334	6209
Vijay Eng.	28767	0
	1047474	898917

B. Creditors for other than Capital Goods	31st March 14	31st March 13
Aameya Packaging Pvt. Ltd.	68000	0
Aastha Clean Room Systems	784090	784090
Adarsh Building Technologies Pvt. Ltd.	0	96176
Allied Sales Corporation (Indore)	0	8935
Alok k. Garge	110000	100000
Ambtronics Engg. Pvt. Ltd.	0	49063
Arpit Plastics (p) Ltd.	0	7000
Atharva Packaging Pvt. Ltd.	16860	0
Avani International	38500	39100
Badrivishal Chemicals & Pharma.	701761	502875
Besi Drugs Pvt. Ltd.	133000	0
BHOPAL GLUES&CHEMICALS PVT LTD.	710000	0
Bio Tech Enviracare System Ltd	0	50000
Bombay Electric & Engg. Works	1450	0
Bombay Hardware	0	565
BSI Group India Pvt. Ltd.	21022	5830
C.P. Rawka & Company	11140	9500
Capricorn Logistics Pvt. Ltd.	0	287826
Color Graphics	116613	0
Crown Chemicals (Indore)	0	10655
D.K. JAIN & CO.	2000	0
D.K.JAIN CORPORATE ADVSORS P.	10000	0
DHL Express (India) Pvt. Ltd.	29820	3035
Emerald Marketing (Indore)	0	3475
ESDI Constructions	0	6620
Fairdeal International	0	11594
Faireddeal Transport Corp.	0	9095
Fenoplast Limited	80641	0
Flexible Packing	80852	0
Flying Univarsal Travals	36594	0
Gabbar Dhawaria	35739	0
Ganesh Engg.	0	10800
Gati Ltd.	319713	451290
Gautam Pharma Chem	56000	0
Harishchand Davade	0	2985
Hotel Mangal City	0	2467
Hoticare	2006284	1466344
I.M.C.D. Group BV	0	213831
Image Technologies	0	520
IMH Corporation	89600	176000
Indenta Chemicals P Ltd.	800	0
India Glycols Ltd.	1170	1133440
Indra Enterprises	8385	4120
Industrial Gas Corp.	2100	4800



Inox Air Product Ltd.	0	3008
J.N.Marshall Pvt.Ltd.	0	45000
J.P. Industries	39567	0
J.S. Industries	33800	83800
Kehems Engg. Pvt Ltd.	0	58650
Krishna Traders	10150	0
Kudrati Machinery	0	1720
M.G. Pareek	0	9906
M.S. Stationery	0	2363
Medi-Caps Inst.of Tech & Mgmt	0	19557
MEDI-CAPS LIMITED	644762	627962
Milestone	0	600
Mission Vivacare Ltd	0	198572
Modepro India Pvt. Ltd.	0	127500
Modi trading	0	11400
Motivation	0	110392
MP AKVN Indore Ltd.	458090	0
Mudgal Enterprises	11400	1300
N.K. Maheshwari	10000	0
Nagar Brothers	39312	38684
National Trading Corporation	0	7044
Navkar Poly films Pvt. Ltd.	28904	0
Neelikon Food Dyes	146000	167100
Newtronic Lifecare Cequipment	93100	0
Oriental	7210	0
Orja technicals Services	0	35250
P.J.Industries Pvt. Ltd.	112953	112953
Padma Polytex India Pvt. Ltd.	0	30680
Parekh Brothers	17858	0
Patankar Printing Press	9520	6520
Pegasus India Pvt. Ltd.	0	39906
Pioneer Jellice India Pvt. Ltd.	18750	1035000
Prakash Vasuniya Senetary	0	1376
Prompt Sales & Service	3026	0
PX Advanced Technology	0	90415
R.K.Trading Co.	0	346307
R.S.Mould Plast (India) Pvt. Ltd.	65249	0
Radisson Hotel	13679	0
Radium Technocrat	0	15801
Rahul Engineering	0	3200
Raj Trading Co.	0	330
Rama Industries	1950000	1209000
Ravi Insulation	0	19926
Roha Dyechem	54527	0
S. S. Enterprise	78	0
Sai Agencies	0	11203
Sai Ram Electricals	0	15000
Sai Sneh Stones (Indore)	0	16204
Salomi Agencies	0	10500
Sannidhya Infochem	12650	0
Sanskar Udhyog	6900	2400



4.LIST OF BALANCES WITH SCHEDULED BANK	31st March 14	31st March 13
STATE BANK OF INDIA, PITHAMPUR	16111	16111
I.D.B.I.BANK LTD.	11106	0
	27217	16111

5. LIST OUTSTANDING LIABILITY:-	31st March 14	31st March 13
Telephone Exp.	9994	9059
Water Charges	23332	12738
Power Charges	1006003	461110
Staff Welfare		2865
Conveyance	10000	1845
labour & Employment Exp.	498665	448395
Lawn Development	15840	15840
Leave Expenses Payable		19349
Security Charges	33075	33075
Staff Incentive Exp.	1662	92284
Salary & Wages	28560	
laundry Exp.	6000	6000
Miscellaneous Exp.	15000	
Vehicle Runn. Exp.	34650	
Factory Exp.	4420	
Frieght Exp.	3828	
Consultancy Fees	31500	
City Office Exp.	4562	
Other Outstanding Liabilities	2085	2085
	1729176	1104645

6. LIST OF SUNDRY CREDITORS FOR GOODS AND EXPENSES		
A. Creditors for Capital Goods (FA and Engineering Items etc.)	31st March 14	31st March 13
Aashirwad Collection	22145	
Arihant Enterprises (Indore)	11360	19200
Avani Agencies	7876	0
Chawla Bearings	3040	235
Delight Computers (Indore)	7100	4275
Dev Enterprises	9180	0
Dyna Tech Engineers	13293	0
EAGLE TECHSEC COMM.INDIA P.LTD	1000	
Hands on Hygine	49000	7500
J.J. Enterprises (Indore)	8365	82626
Khandelwal Electricals	4895	3833
M.K.Traders	3500	
Packaging Engraver (India) Pvt. Ltd.	38150	39850
PCI ANALYTIC PVT.LTD.	2032	
Pharma Fab	3330	0
Phenomenex	32439	23958
S. K. Traders	0	29740
SARTORIUS WEIGHING INDIA P.LTD	32500	0
Shagun Enterprise	36107	0
Shreenath Automation	1700	0
Solanki Electricals	16110	



Satyam Enterprise	88000	0
Scientific Refractories	0	5470
SGS India Pvt. Ltd.	47040	15680
Sharma Building	0	13725
Sheave Elevators	50000	0
Shiv vinayak Printer	4555	0
SHREE BALAJI TRANSPORT CORPORATION	98610	0
Shreeram Enterprises (Indore)	17600	6054
Shri Vinayak Printers	27303	11200
Shrinivas Container	0	2835
Siddarth Automattion	4350	0
Snehal AC & R Engg P.Ltd.	765909	765909
SONIC BIOCHEM EXTRACTION LTD	4040	0
SPECTRALAB INSTRUMENTS PVT.LT	6500	0
Stiriti Ayur Therapies P. Ltd	15000	0
SUPREME MARKETING & SERVICES	34004	0
Surekha Paper Container	75940	60387
Tapasya Electronics	450	0
Tirupathi Enterprises (Pithampur)	60538	300
Trinity Industried	3548	87
Univarsal Auto Mobiles	23825	7436
Varun Enterprises	0	18117
Vignesh Life Sciences Ltd.	23875	0
Vishwadarshan (Indore)	0	2400
Vision Chemical	664850	0
WATERS(INDIA)PVT.LTD.	24334	0
	11299890	10878160

